



# NORTH SQUARE

## INVESTMENTS

### *Prospectus*

#### NORTH SQUARE FUNDS

**NORTH SQUARE OAK RIDGE SMALL CAP GROWTH FUND**  
Class A: ORIGX, Class C: ORICX, Class I: ORIYX, Class K: ORIKX

**NORTH SQUARE INTERNATIONAL SMALL CAP FUND**  
Class A: ORIAX, Class I: ORIIX

**NORTH SQUARE DYNAMIC SMALL CAP FUND**  
Class A: ORSAX, Class I: ORSIX

**NORTH SQUARE OAK RIDGE DISCIPLINED GROWTH FUND**  
Class A: ORDGX, Class I: ODGIX

**NORTH SQUARE MULTI STRATEGY FUND**  
Class A: ORILX, Class C: ORLCX, Class I: PORYX

**NORTH SQUARE OAK RIDGE DIVIDEND GROWTH FUND**  
Class A: ORDAX, Class I: ORDNX

May 13, 2019

Beginning on January 1, 2021, as permitted by regulations adopted by the U.S. Securities and Exchange Commission, paper copies of the Funds' shareholder reports will no longer be sent by mail, unless you specifically request paper copies of the reports from the Funds or from your financial intermediary, such as a broker-dealer or bank. Instead, the reports will be made available on the Funds' website, [www.northsquareinvest.com](http://www.northsquareinvest.com), and you will be notified by mail each time a report is posted and provided with a website link to access the report.

If you already elected to receive shareholder reports electronically, you will not be affected by this change and you need not take any action. You may elect to receive shareholder reports and other communications from the Funds electronically by contacting your financial intermediary, such as a broker-dealer or bank, or, if you are a direct investor, by calling the Funds toll-free at 1-855-551-5521.

You may elect to receive all future reports in paper free of charge. If you invest through a financial intermediary, you can contact your financial intermediary to request that you continue to receive paper copies of your shareholder reports. If you invest directly with the Funds, you can call the Funds toll-free at 1-855-551-5521 to let the Funds know you wish to continue receiving paper copies of your shareholder reports. Your election to receive reports in paper will apply to all Funds held in your account if you invest through your financial intermediary.

*The United States Securities and Exchange Commission (the "SEC") has not approved or disapproved these securities or passed upon the accuracy or adequacy of this Prospectus. Any representation to the contrary is a criminal offense.*

## North Square Funds

Each of the funds described in this Prospectus will be referred to as a “Fund” and together as the “Funds”

### Table of Contents

<b>SUMMARY SECTION - NORTH SQUARE OAK RIDGE SMALL CAP GROWTH FUND</b> .....	1
<b>SUMMARY SECTION - NORTH SQUARE INTERNATIONAL SMALL CAP FUND</b> .....	8
<b>SUMMARY SECTION - NORTH SQUARE DYNAMIC SMALL CAP FUND</b> .....	14
<b>SUMMARY SECTION – NORTH SQUARE OAK RIDGE DISCIPLINED GROWTH FUND</b> .....	20
<b>SUMMARY SECTION - NORTH SQUARE MULTI STRATEGY FUND</b> .....	26
<b>SUMMARY SECTION – NORTH SQUARE OAK RIDGE DIVIDEND GROWTH FUND</b> .....	35
<b>MORE ABOUT THE FUNDS’ INVESTMENT OBJECTIVES, PRINCIPAL INVESTMENT STRATEGIES AND RISKS</b> .....	41
<b>MANAGEMENT OF THE FUNDS</b> .....	56
<b>DISTRIBUTION AND SHAREHOLDER SERVICE PLAN</b> .....	64
<b>YOUR ACCOUNT WITH THE FUNDS</b> .....	65
<b>DIVIDENDS AND DISTRIBUTIONS</b> .....	79
<b>FEDERAL INCOME TAX CONSEQUENCES</b> .....	80
<b>FINANCIAL HIGHLIGHTS</b> .....	82
<b>APPENDIX A – WAIVERS AND DISCOUNTS AVAILABLE FROM INTERMEDIARIES</b> .....	100

**This Prospectus sets forth basic information about the Funds that you should know before investing.  
It should be read and retained for future reference.**

**The date of this Prospectus is May 13, 2019.**

## SUMMARY SECTION - NORTH SQUARE OAK RIDGE SMALL CAP GROWTH FUND

### Investment Objective

The investment objective of the North Square Oak Ridge Small Cap Growth Fund (the “Fund”) is to provide capital appreciation.

### Fees and Expenses of the Fund

This table describes the fees and expenses that you may pay if you buy and hold shares of the Fund. You may qualify for sales charge discounts if you and your family invest, or agree to invest in the future, at least \$50,000 in Class A shares of the Fund. More information about these and other discounts is available from your financial professional and in the section titled “Class A Shares” on page 68 of this Prospectus and in “APPENDIX A – Waivers and Discounts Available from Intermediaries” of the Prospectus.

	Class A Shares	Class C Shares	Class I Shares	Class K Shares
<b>Shareholder Fees</b> <i>(fees paid directly from your investment)</i>				
Maximum sales charge (load) imposed on purchases (as a percentage of offering price)	5.75%	None	None	None
Maximum deferred sales charge (load) (as a percentage of the lesser of the value redeemed or the amount invested)	1.00% <sup>1</sup>	1.00% <sup>2</sup>	None	None
Redemption fee (as a percentage of amount redeemed)	None	None	None	None
Wire fee	\$20	\$20	\$20	\$20
Overnight check delivery fee	\$25	\$25	\$25	\$25
Retirement account fees (annual maintenance fee)	\$15	\$15	\$15	\$15
<b>Annual Fund Operating Expenses</b> <i>(expenses that you pay each year as a percentage of the value of your investment)</i>				
Management fees	0.85%	0.85%	0.85%	0.85%
Distribution and service (Rule 12b-1) fees	0.25%	1.00%	None	None
Other expenses	0.38%	0.38%	0.38%	0.14%
Shareholder servicing fee	0.05%	0.01%	0.06%	None
All other expenses	0.33%	0.37%	0.32%	0.14%
Acquired fund fees and expenses	0.03%	0.03%	0.03%	0.03%
Total annual fund operating expenses <sup>3</sup>	1.51%	2.26%	1.26%	1.02%
Fees waived and/or expenses reimbursed	(0.09)%	(0.09)%	(0.09)%	0.00%
<b>Total annual fund operating expenses after waiving fees and/or reimbursing expenses<sup>3,4</sup></b>	<b>1.42%</b>	<b>2.17%</b>	<b>1.17%</b>	<b>1.02%</b>

No sales charge applies on investments of \$500,000 or more, but a contingent deferred sales charge (“CDSC”) of 1% will be imposed on certain redemptions of such shares within 12 months of the date of purchase.

1. A CDSC of 1.00% will be charged on Class C Shares purchases that are redeemed in whole or in part within 12 months of purchase.
2. The total annual fund operating expenses and net operating expenses do not correlate to the ratio of expenses to average net assets appearing in the financial highlights table, which reflects only the operating expenses of the Fund and does not include acquired fund fees and expenses.
3. North Square Investments, LLC (“North Square” or the “Adviser”), the Fund’s investment adviser, has contractually agreed to waive its fees and/or pay for or reimburse operating expenses of the Fund to ensure that total annual fund operating expenses (excluding any taxes, leverage interest, brokerage commissions, dividend and interest expenses on short sales, any acquired fund fees and expenses, expenses incurred in connection with any merger or

reorganization, and extraordinary expenses such as litigation expenses) do not exceed 1.39%, 2.14%, 1.14% and 0.99% of the average daily net assets of the Fund's Class A, Class C, Class I, and Class K shares, respectively. This agreement is in effect until May 10, 2021, and it may be terminated before that date only by the Trust's Board of Trustees. North Square is permitted to seek reimbursement from the Fund, subject to certain limitations, of fees waived, payments made or expenses reimbursed to the Fund for a period ending three full years after the date of the waiver, payment or reimbursement. This reimbursement may be requested from the Fund if the reimbursement will not cause the Fund's annual expense ratio to exceed the lesser of (a) the expense limitation amount in effect at the time such fees were waived, payments made or expenses reimbursed, or (b) the expense limitation amount in effect at the time of the reimbursement.

### **Example**

This example is intended to help you compare the cost of investing in the Fund with the cost of investing in other mutual funds. The example assumes that you invest \$10,000 in the Fund for the time periods indicated and then redeem all of your shares at the end of those periods. The example also assumes that your investment has a 5% return each year and that the Fund's operating expenses remain the same (taking into account the contractual fee waiver for the first two years only). Although your actual costs may be higher or lower, based on these assumptions your costs would be:

	<b>One Year</b>	<b>Three Years</b>	<b>Five Years</b>	<b>Ten Years</b>
Class A shares	\$711	\$1,016	\$1,343	\$2,266
Class C shares	\$320	\$689	\$1,193	\$2,581
Class I shares	\$119	\$391	\$683	\$1,515
Class K shares	\$104	\$325	\$563	\$1,248

You would pay the following expenses if you did not redeem your shares:

	<b>One Year</b>	<b>Three Years</b>	<b>Five Years</b>	<b>Ten Years</b>
Class C shares	\$220	\$689	\$1,193	\$2,581

### **Portfolio Turnover**

The Fund pays transaction costs, such as commissions, when it buys and sells securities (or "turns over" its portfolio). A higher portfolio turnover may indicate higher transaction costs and may result in higher taxes when Fund shares are held in a taxable account. These costs, which are not reflected in annual fund operating expenses or in the example, affect the Fund's performance. During the most recent fiscal year, the portfolio turnover rate for the Predecessor Fund (as that term is defined below) was 39% of the average value of its portfolio.

### **Principal Investment Strategies**

In seeking to achieve the Fund's investment objective, North Square Investments, LLC ("North Square" or the "Adviser"), the Fund's investment adviser has selected Oak Ridge Investments, LLC (the "Sub-Adviser") to serve as the Fund's investment sub-adviser (the "Sub-Adviser") and allocates the Fund's assets to the Sub-Adviser. The Adviser retains the ability to manage all or a portion of the Fund's assets directly.

Under normal circumstances, the Fund invests at least 80% of its net assets (plus borrowings for investment purposes) in equity securities of small capitalization companies. Small capitalization companies are considered to be those with market values, at the time of investment, that do not exceed the greater of the market capitalization of the largest company within the Russell 2000 Index (\$11.9 billion as of May 31, 2018) or the 3-year rolling average of the market capitalization of the largest company within the Russell 2000 Index (\$11.9 billion as of May 31, 2018) as measured at the end of the preceding month. The Russell 2000 Index (the "Index") is comprised of the 2,000 smallest U.S. domiciled, publicly traded stocks that are included in the Russell 3000 Index. Because small capitalization companies are defined by reference to an index, the range of market capitalization of companies in which the Fund invests may vary with market conditions. Investments in companies that move above or below the capitalization range of the Index may continue to be held by the Fund in the discretion of the Sub-Adviser. The Fund's investments will not be confined to securities issued by companies included in the Index. The Fund may at times invest a significant portion of its assets in one sector or a small number of sectors.

The equity securities in which the Fund principally invests are common stocks and depositary receipts, but the Fund may invest in other types of equity securities to a lesser extent, such as exchange-traded funds (“ETFs”) that invest substantially all of their assets in equity securities, mutual funds (including other funds managed by the Adviser), equity interests in real estate investment trusts (“REITs”), preferred stocks, warrants and rights. The Fund may invest in initial public offerings of equity securities.

The Fund may invest up to 20% of its total assets in equity securities of non-U.S. issuers. The Fund will not invest more than 10% of its total assets in the securities of emerging markets issuers. The Fund’s investments in non-U.S. issuers primarily are through investment in mutual funds and American Depositary Receipts (“ADRs”). ADRs are receipts that represent interests in foreign securities held on deposit by U.S. banks.

The Sub-Adviser uses a “growth” style of management to seek to identify companies with above average potential for earnings growth.

### **Principal Risks of Investing**

Risk is inherent in all investing. A summary description of certain principal risks of investing in the Fund is set forth below. Before you decide whether to invest in the Fund, carefully consider these risk factors and special considerations associated with investing in the Fund, which may cause investors to lose money. There can be no assurance that the Fund will achieve its investment objective. An investment in the Fund is not a deposit of the bank and is not insured or guaranteed by the Federal Deposit Insurance Corporation or any other government agency.

**Emerging Market Risk.** Many of the risks with respect to foreign investments are more pronounced for investments in issuers in developing or emerging market countries. Emerging market countries tend to have more government exchange controls, more volatile interest and currency exchange rates, less market regulation, and less developed economic, political and legal systems than those of more developed countries. In addition, emerging market countries may experience high levels of inflation and may have less liquid securities markets and less efficient trading and settlement systems.

**Equity Risk.** The value of the equity securities held by the Fund may fall due to general market and economic conditions, perceptions regarding the industries in which the issuers of securities held by the Fund participate, or factors relating to specific companies in which the Fund invests.

**ETF and Mutual Funds Risk.** The Fund’s investment in ETFs and mutual funds (including other funds managed by the Adviser), generally reflects the risks of owning the underlying securities the ETF or mutual fund holds. It may also be more expensive for the Fund to invest in an ETF or mutual fund than to own the portfolio securities of these investment vehicles directly. An ETF may also trade at a discount to its net asset value. Investing in ETFs or mutual funds may involve duplication of advisory fees and certain other expenses. The Fund will pay brokerage commissions in connection with the purchase and sale of shares of ETFs. In addition, the Fund may invest in underlying funds which invest a larger portion of their assets in one or more sectors than many other mutual funds, and thus will be more susceptible to negative events affecting those sectors.

**Foreign Investment Risk.** The prices of foreign securities may be more volatile than the prices of securities of U.S. issuers because of economic and social conditions abroad, political developments, and changes in the regulatory environments of foreign countries. In addition, changes in exchange rates and interest rates may adversely affect the values of the Fund’s foreign investments. Foreign companies are generally subject to different legal and accounting standards than U.S. companies, and foreign financial intermediaries may be subject to less supervision and regulation than U.S. financial firms. Foreign securities include ADRs and Global Depositary Receipts (“GDRs”). Un-sponsored ADRs and GDRs are organized independently and without the cooperation of the foreign issuer of the underlying securities, and involve additional risks because U.S. reporting requirements do not apply and the issuing bank will recover shareholder distribution costs from changes in share prices and payment of dividends.

**Growth-Oriented Investment Strategies Risk.** Growth funds generally focus on stocks of companies believed to have above-average potential for growth in revenue and earnings. Growth securities typically are very sensitive to market movements because their market prices frequently reflect projections of future earnings or revenues, and when it appears that those expectations will not be met, the prices of growth securities typically fall.

**IPO Risk.** The market value of IPO shares will fluctuate considerably due to factors such as the absence of a prior public market, unseasoned trading, the small number of shares available for trading and limited information about the issuer. The purchase of IPO shares may involve high transaction costs. IPO shares are subject to market risk and liquidity risk.

**Liquidity Risk.** The Fund may not be able to sell some or all of the investments that it holds due to a lack of demand in the marketplace or other factors such as market turmoil, or if the Fund is forced to sell an illiquid asset to meet redemption requests or other cash needs it may only be able to sell those investments at a loss. Illiquid assets may also be difficult to value.

**Management and Strategy Risk.** The value of your investment depends on the judgment of the Adviser or Sub-Adviser about the quality, relative yield, value or market trends affecting a particular security, industry, sector or region, which may prove to be incorrect. Investment strategies employed by the Adviser or Sub-Adviser in selecting investments for the Fund may not result in an increase in the value of your investment or in overall performance equal to other investments.

**Market Risk.** The market price of a security or instrument may decline, sometimes rapidly or unpredictably, due to general market conditions that are not specifically related to a particular company, such as real or perceived adverse economic or political conditions throughout the world, changes in the general outlook for corporate earnings, changes in interest or currency rates or adverse investor sentiment generally. The market value of a security or instrument also may decline because of factors that affect a particular industry or industries, such as labor shortages or increased production costs and competitive conditions within an industry.

**Preferred Stock Risk.** Preferred stock represents an equity interest in a company that generally entitles the holder to receive, in preference to the holders of other stocks such as common stock, dividends and a fixed share of the proceeds resulting from a liquidation of the company. The market value of preferred stock is subject to company-specific and market risks applicable generally to equity securities and is also sensitive to changes in the company's creditworthiness, the ability of the company to make payments on the preferred stock, and changes in interest rates, typically declining in value if interest rates rise.

**Real Estate Investment Trust (REIT) Risk.** The Fund's investment in REITs will subject the Fund to risks similar to those associated with direct ownership of real estate, including losses from casualty or condemnation, and changes in local and general economic, supply and demand, interest rates, zoning laws, regulatory limitations on rents, property taxes and operating expenses. Investment in REITs is subject to additional risks, such as poor performance by the manager of the REIT, adverse changes to the tax laws or failure by the REIT to qualify for tax-free pass-through of income under the Code. In addition, some REITs have limited diversification because they invest in a limited number of properties, a narrow geographic area, or a single type of property.

**Sector Focus Risk.** The Fund may invest a larger portion of its assets in one or more sectors than many other mutual funds, and thus will be more susceptible to negative events affecting those sectors. For example, as of May 31, 2018, 23.2% of the Fund's assets were invested in the health care sector. Performance of companies in the health care sector may be affected by, among other things, government regulation, industry innovation, and extensive litigation based on product liability and similar claims. In addition, as of May 31, 2018, 18.9% of the Fund's assets were invested in the information technology sector. Performance of companies in the information technology sector may be adversely impacted by many factors, including, among others, intense competition, consumer preferences, problems with product compatibility and government regulation.

**Small Cap Company Risk.** The securities of small capitalization companies may be subject to more abrupt or erratic market movements and may have lower trading volumes or more erratic trading than securities of larger, more established companies or market averages in general. In addition, such companies typically are more likely to be adversely affected than large capitalization companies by changes in earning results, business prospects, investor expectations or poor economic or market conditions.

**Warrants and Rights Risk.** Warrants and rights may lack a liquid secondary market for resale. The prices of warrants and rights may fluctuate as a result of speculation or other factors. Warrants and rights can provide a greater potential for profit or loss than an equivalent investment in the underlying security. Prices of warrants and rights do not necessarily

move in tandem with the prices of their underlying securities and are highly volatile and speculative investments. If a warrant or right expires without being exercised, the Fund will lose any amount paid for the warrant or right.

### **Performance**

The bar chart and table below provide some indication of the risks of investing in the Fund by showing changes in the performance of the Fund's Class I shares from year to year and by showing how the average annual total returns of each class of the Fund compare with the average annual total returns of two broad-based market indexes. Performance for classes other than those shown may vary from the performance shown to the extent the expenses for those classes differ. Updated performance information is available at the Fund's website, [www.northsquareinvest.com](http://www.northsquareinvest.com), or by calling the Fund at 1-855-551-5521.

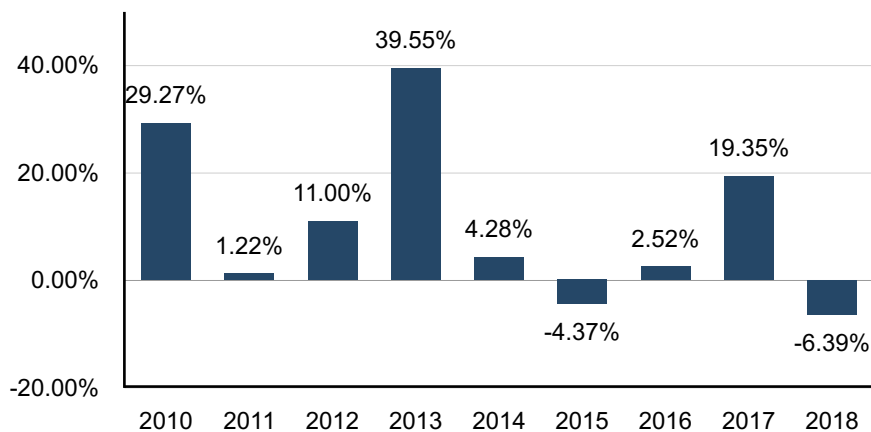
The Fund has adopted the historical performance of the Oak Ridge Small Cap Growth Fund, a former series of Investment Managers Series Trust (the "Predecessor Fund"), as a result of a reorganization consummated after the close of business on May 10, 2019, in which the Fund acquired all of the assets, subject to the liabilities, of the Predecessor Fund. The performance information presented below for periods prior to the close of business on May 10, 2019 reflects the performance of the Predecessor Fund. At the time of the reorganization, the Fund and the Predecessor Fund had substantially identical investment strategies. Prior to the reorganization, the Fund was a "shell" fund with no assets and had not yet commenced operations.

The performance information presented below for periods prior to October 17, 2014 is based on the performance of the Pioneer Oak Ridge Small Cap Growth Fund (the "Prior Predecessor Fund"), which was acquired as the result of a reorganization between the Predecessor Fund and Prior Predecessor Fund. At the time of the reorganization, the Predecessor Fund and the Prior Predecessor Fund had substantially identical investment strategies.

The Fund's past performance, before and after taxes, is not necessarily an indication of how the Fund will perform in the future. Sales loads are not reflected in the bar chart, and if those charges were included, returns would be less than those shown.

### **Calendar-Year Total Return (before taxes) for Class I Shares**

For each calendar year at NAV



The year-to-date return as of March 31, 2019 was 15.29%.

<b>Class I</b>		
Highest Calendar Quarter Return at NAV (non-annualized)	17.51%	Quarter ended 12/31/2010
Lowest Calendar Quarter Return at NAV (non-annualized)	-18.49%	Quarter ended 9/30/2011

<b>Average Annual Total Returns (for periods ended December 31, 2018)*</b>	<b>1 Year</b>	<b>5 Years</b>	<b>10 Years</b>	<b>Since Inception</b>	<b>Inception Date/From</b>
Class I - Return Before Taxes	-6.39%	2.69%	11.31%	9.47%	12/29/09
Class I - Return After Taxes on Distributions	-9.66%	-1.90%	8.53%	7.79%	12/29/09
Class I - Return After Taxes on Distributions and Sale of Fund Shares	-1.18%	2.12%	9.44%	8.06%	12/29/09
Class A - Return Before Taxes	-6.61%	2.37%	10.98%	9.34%	1/3/94
Class C - Return Before Taxes	-7.29%	1.60%	10.11%	6.95%	3/1/97
Class K - Return Before Taxes	-6.30%	2.82%	11.28%	9.46%	12/20/12
Russell 2000 Growth Index (reflects no deduction for fees, expenses or taxes)	-9.31%	5.13%	13.52%	6.99%	1/3/94
Russell 2000 Index (reflects no deduction for fees, expenses or taxes)	-11.01%	4.41%	11.97%	8.32%	1/3/94

\* The Prior Predecessor Fund acquired the assets and liabilities of another fund on February 13, 2004. Performance results shown for the period prior to February 13, 2004, reflect the performance of the prior fund.

After-tax returns are calculated using the historical highest individual federal marginal income tax rates and do not reflect the impact of state and local taxes. Actual after-tax returns depend on an investor's tax situation and may differ from those shown. After-tax returns shown are not relevant to investors who hold their Fund shares through tax-deferred arrangements, such as 401(k) plans or individual retirement accounts. After-tax returns are shown for Class I shares only and after-tax returns for classes other than Class I will vary from returns shown for Class I shares.

#### **Investment Adviser and Sub-Adviser**

North Square Investments, LLC is the Fund's investment adviser. Oak Ridge Investments, LLC is the Fund's investment sub-adviser.

#### **Portfolio Managers**

The Sub-Adviser's portfolio management team is comprised of David M. Klaskin, Chief Executive Officer and Chief Investment Officer of the Sub-Adviser, and Robert G. McVicker, Executive Vice President and Senior Portfolio Manager of the Sub-Adviser. Messrs. Klaskin and McVicker are jointly and primarily responsible for the day-to-day management of the Fund's portfolio and have been since the Prior Predecessor Fund's inception in 1994.

#### **Purchase and Sale of Fund Shares**

To purchase shares of the Fund, you must invest at least the minimum amount.

<b>Minimum Investments</b>	<b>To Open Your Account</b>	<b>To Add to Your Account</b>
<b>Class A and C Shares</b>		
All Accounts	\$1,000	\$100
<b>Class I and K Shares</b>		
All Accounts	\$1,000,000	None

Fund shares are redeemable on any business day the New York Stock Exchange (the "NYSE") is open for business, by written request or by telephone.

#### **Tax Information**

The Fund's distributions are generally taxable, and will ordinarily be taxed as ordinary income, qualified dividend income or capital gains, unless you are investing through a tax-advantaged arrangement, such as a 401(k) plan or an individual retirement account. Shareholders investing through such tax-advantaged arrangements may be taxed later upon withdrawal of monies from those arrangements.



**Payments to Broker-Dealers and Other Financial Intermediaries**

If you purchase shares of the Fund through a broker-dealer or other financial intermediary (such as a bank), the Fund and its related companies may pay the intermediary for the sale of Fund shares and related services. These payments may create a conflict of interest by influencing the broker-dealer or other intermediary and your salesperson to recommend the Fund over another investment. Ask your salesperson or visit your financial intermediary's website for more information.

## SUMMARY SECTION - NORTH SQUARE INTERNATIONAL SMALL CAP FUND

### Investment Objective

The investment objective of the North Square International Small Cap Fund (the “Fund”) is to seek long-term capital appreciation.

### Fees and Expenses of the Fund

This table describes the fees and expenses that you may pay if you buy and hold shares of the Fund. You may qualify for sales charge discounts if you and your family invest, or agree to invest in the future, at least \$50,000 in Class A shares of the Fund. More information about these and other discounts is available from your financial professional and in the section titled “Class A Shares” on page 68 of this Prospectus and in “APPENDIX A – Waivers and Discounts Available from Intermediaries” of the Prospectus.

	Class A Shares	Class I Shares
<b>Shareholder Fees</b> <i>(fees paid directly from your investment)</i>		
Maximum sales charge (load) imposed on purchases (as a percentage of offering price)	5.75%	None
Maximum deferred sales charge (load) (as a percentage of the lesser of the value redeemed or the amount invested)	1.00% <sup>1</sup>	None
Redemption fee (as a percentage of amount redeemed)	None	None
Wire fee	\$20	\$20
Overnight check delivery fee	\$25	\$25
Retirement account fees (annual maintenance fee)	\$15	\$15
<b>Annual Fund Operating Expenses<sup>2</sup></b> <i>(expenses that you pay each year as a percentage of the value of your investment)</i>		
Management fees	1.00%	1.00%
Distribution and service (Rule 12b-1) fees	0.25%	None
Other expenses	0.42%	0.42%
Shareholder servicing fee	0.04%	0.04%
All other expenses	0.38%	0.38%
Acquired fund fees and expenses	0.01%	0.01%
Total annual fund operating expenses <sup>3</sup>	1.68%	1.43%
Fees waived and/or expenses reimbursed	(0.17)%	(0.17)%
<b>Total annual fund operating expenses after waiving fees and/or reimbursing expenses<sup>3,4</sup></b>	<b>1.51%</b>	<b>1.26%</b>

1. No sales charge applies on investments of \$500,000 or more, but a contingent deferred sales charge (“CDSC”) of 1% will be imposed on certain redemptions of such shares within 12 months of the date of purchase.
2. The total annual fund operating expenses and net operating expenses do not correlate to the ratio of expenses to average net assets appearing in the financial highlights table, which reflects only the operating expenses of the Fund and does not include acquired fund fees and expenses.
3. North Square Investments, LLC (“North Square” or the “Adviser”), the Fund’s investment adviser, has contractually agreed to waive its fees and/or pay for or reimburse operating expenses of the Fund to ensure that total annual fund operating expenses (excluding any taxes, leverage interest, brokerage commissions, dividend and interest expenses on short sales, any acquired fund fees and expenses, expenses incurred in connection with any merger or reorganization, and extraordinary expenses such as litigation expenses) do not exceed 1.50% and 1.25% of the average daily net assets of the Fund’s Class A and Class I shares, respectively. This agreement is in effect until May 10,

2029, and it may be terminated before that date only by the Trust's Board of Trustees. North Square is permitted to seek reimbursement from the Fund, subject to certain limitations, of fees waived, payments made or expenses reimbursed to the Fund for a period ending three full years after the date of the waiver, payment or reimbursement. This reimbursement may be requested from the Fund if the reimbursement will not cause the Fund's annual expense ratio to exceed the lesser of (a) the expense limitation amount in effect at the time such fees were waived, payments made or expenses reimbursed, or (b) the expense limitation amount in effect at the time of the reimbursement.

### **Example**

This example is intended to help you compare the cost of investing in the Fund with the cost of investing in other mutual funds. The example assumes that you invest \$10,000 in the Fund for the time periods indicated and then redeem all of your shares at the end of those periods. The example also assumes that your investment has a 5% return each year and that the Fund's operating expenses remain the same (taking into account the contractual fee waiver for all ten years). Although your actual costs may be higher or lower, based on these assumptions your costs would be:

	<b>One Year</b>	<b>Three Years</b>	<b>Five years</b>	<b>Ten Years</b>
Class A shares	\$720	\$1,025	\$1,351	\$2,273
Class I shares	\$128	\$400	\$692	\$1,523

### **Portfolio Turnover**

The Fund pays transaction costs, such as commissions, when it buys and sells securities (or "turns over" its portfolio). A higher portfolio turnover may indicate higher transaction costs and may result in higher taxes when Fund shares are held in a taxable account. These costs, which are not reflected in annual fund operating expenses or in the example, affect the Fund's performance. During the most recent fiscal year, the portfolio turnover rate for the Predecessor Fund (as that term is defined below) was 39% of the average value of its portfolio.

### **Principal Investment Strategies**

In seeking to achieve the Fund's investment objective, North Square Investments, LLC ("North Square" or the "Adviser"), the Fund's investment adviser has selected Algert Global, LLC (the "Sub-Adviser") to serve as the Fund's investment sub-adviser (the "Sub-Adviser") and allocates the Fund's assets to the Sub-Adviser. The Adviser retains the ability to manage all or a portion of the Fund's assets directly.

The Fund invests primarily in a diversified portfolio of common stocks of non-U.S. companies. Under normal circumstances, the Fund will invest at least 80% of its net assets (including amounts borrowed for investment purposes) in equity securities of small capitalization companies. Small capitalization companies are considered to be companies with market capitalizations within the range of those companies included in the MSCI EAFE Small Cap Index (the "Index") at the time of purchase. The market capitalization range will be considered by country. Because small capitalization companies are defined by reference to an index, the range of market capitalization of companies in which the Fund invests may vary with market conditions and could fall outside of the Index's current capitalization range. Investment in companies that move above or below the capitalization range of the Index may continue to be held by the Fund in the discretion of the Sub-Adviser. As of June 30, 2018, the market capitalizations of companies included in the Index were between \$88.7 million and \$8.5 billion.

The Fund will invest in non-U.S. markets, including emerging markets. The Fund will allocate its assets among various regions and countries. From time to time, a substantial portion of the Fund's assets may be invested in companies located in a single country. The equity securities in which the Fund principally invests are common stocks, but the Fund also may invest in other types of equity securities, such as exchange-traded funds (ETFs) that invest substantially all of their assets in equity securities, equity interests in real estate investment trusts (REITs), and preferred stocks. The Fund may invest in initial public offerings of companies.

Some of the Fund's investments in non-U.S. issuers are through investment in American Depositary Receipts ("ADRs"). ADRs are receipts that represent interests in foreign securities held on deposit by U.S. banks.

The Sub-Adviser uses proprietary systematic models to choose stocks which will comprise the Sub-Adviser's portfolio or "investment universe." The Sub-Adviser generates a composite score for each stock in its investment universe based on three internal models: Relative Value (to seek to detect mispriced stocks), Quality (to assess the sustainability of a company's operating performance), and Catalyst (to identify companies with changing financial expectations and changing

levels of attention from investors). Each of these models is customized to the specifics of the underlying sector and region where they are applied. The score is intended to represent the Sub-Adviser's view of the attractiveness of a company relative to its industry, country, and other risk factors. The Sub-Adviser uses an automated technological process that updates the ranking for each stock in its investment universe daily. A prospective trade list is generated from these rankings to construct the desired portfolio.

### **Principal Risks of Investing**

Risk is inherent in all investing. A summary description of certain principal risks of investing in the Fund is set forth below. Before you decide whether to invest in the Fund, carefully consider these risk factors associated with investing in the Fund, which may cause investors to lose money. There can be no assurance that the Fund will achieve its investment objective. An investment in the Fund is not a deposit of the bank and is not insured or guaranteed by the Federal Deposit Insurance Corporation or any other government agency.

**Currency Risk.** The values of investments in securities denominated in foreign currencies increase or decrease as the rates of exchange between those currencies and the U.S. Dollar change. Currency conversion costs and currency fluctuations could erase investment gains or add to investment losses. Currency exchange rates can be volatile and are affected by factors such as general economic conditions, the actions of the United States and foreign governments or central banks, the imposition of currency controls, and speculation.

**Emerging Market Risk.** Many of the risks with respect to foreign investments are more pronounced for investments in issuers in developing or emerging market countries. Emerging market countries tend to have more government exchange controls, more volatile interest and currency exchange rates, less market regulation, and less developed economic, political and legal systems than those of more developed countries. In addition, emerging market countries may experience high levels of inflation and may have less liquid securities markets and less efficient trading and settlement systems.

**Equity Risk.** The value of the equity securities held by the Fund may fall due to general market and economic conditions, perceptions regarding the industries in which the issuers of securities held by the Fund participate, or factors relating to specific companies in which the Fund invests.

**ETF Risk.** Investing in an ETF will provide the Fund with exposure to the securities comprising the index on which the ETF is based and will expose the Fund to risks similar to those of investing directly in those securities. Shares of ETFs typically trade on securities exchanges and may at times trade at a premium or discount to their net asset values. In addition, an ETF may not replicate exactly the performance of the benchmark index it seeks to track for a number of reasons, including transaction costs incurred by the ETF, the temporary unavailability of certain index securities in the secondary market or discrepancies between the ETF and the index with respect to the weighting of securities or the number of securities held. Investing in ETFs, which are investment companies, involves duplication of advisory fees and certain other expenses. The Fund will pay brokerage commissions in connection with the purchase and sale of shares of ETFs.

**Foreign Investment Risk.** The prices of foreign securities may be more volatile than the prices of securities of U.S. issuers because of economic and social conditions abroad, political developments, and changes in the regulatory environments of foreign countries. In addition, changes in exchange rates and interest rates may adversely affect the values of the Fund's foreign investments. Foreign companies are generally subject to different legal and accounting standards than U.S. companies, and foreign financial intermediaries may be subject to less supervision and regulation than U.S. financial firms. Foreign securities include ADRs and Global Depositary Receipts ("GDRs"). Unsponsored ADRs and GDRs are organized independently and without the cooperation of the foreign issuer of the underlying securities, and involve additional risks because U.S. reporting requirements do not apply and the issuing bank will recover shareholder distribution costs from changes in share prices and payment of dividends.

**IPO Risk.** The market value of IPO shares will fluctuate considerably due to factors such as the absence of a prior public market, unseasoned trading, the small number of shares available for trading and limited information about the issuer. The purchase of IPO shares may involve high transaction costs. IPO shares are subject to market risk and liquidity risk.

**Japan Risk.** The growth of Japan's economy has historically lagged behind that of its Asian neighbors and other major developed economies. The Japanese economy is heavily dependent on international trade and has been adversely affected

by trade tariffs, other protectionist measures, competition from emerging economies and the economic conditions of its trading partners. China has become an important trading partner with Japan; however, the countries' political relationship has become strained. Should political tension increase, it could adversely affect the economy, especially the export sector, and destabilize the region as a whole. The Japanese yen has fluctuated widely at times and any increase in its value may cause a decline in exports that could weaken the Japanese economy. Japan has, in the past, intervened in the currency markets to attempt to maintain or reduce the value of the yen. Japanese intervention in the currency markets could cause the value of the yen to fluctuate sharply and unpredictably and could cause losses to investors.

**Liquidity Risk.** The Fund may not be able to sell some or all of the investments that it holds due to a lack of demand in the marketplace or other factors such as market turmoil, or if the Fund is forced to sell an illiquid asset to meet redemption requests or other cash needs it may only be able to sell those investments at a loss. Illiquid assets may also be difficult to value.

**Management and Strategy Risk.** The value of your investment depends on the judgment of the Adviser or Sub-Adviser about the quality, relative yield, value or market trends affecting a particular security, industry, sector or region, which may prove to be incorrect. Investment strategies employed by the Adviser or Sub-Adviser in selecting investments for the Fund may not result in an increase in the value of your investment or in overall performance equal to other investments.

**Market Risk.** The market price of a security or instrument may decline, sometimes rapidly or unpredictably, due to general market conditions that are not specifically related to a particular company, such as real or perceived adverse economic or political conditions throughout the world, changes in the general outlook for corporate earnings, changes in interest or currency rates or adverse investor sentiment generally. The market value of a security or instrument also may decline because of factors that affect a particular industry or industries, such as labor shortages or increased production costs and competitive conditions within an industry.

**Preferred Stock Risk.** Preferred stock represents an equity interest in a company that generally entitles the holder to receive, in preference to the holders of other stocks such as common stock, dividends and a fixed share of the proceeds resulting from a liquidation of the company. The market value of preferred stock is subject to company-specific and market risks applicable generally to equity securities and is also sensitive to changes in the company's creditworthiness, the ability of the company to make payments on the preferred stock, and changes in interest rates, typically declining in value if interest rates rise.

**Real Estate Investment Trust (REIT) Risk.** The Fund's investment in REITs will subject the Fund to risks similar to those associated with direct ownership of real estate, including losses from casualty or condemnation, and changes in local and general economic, supply and demand, interest rates, zoning laws, regulatory limitations on rents, property taxes and operating expenses.

**Reliance on Technology.** The Fund's trading strategies are highly reliant on technology, including hardware, software and telecommunications systems. In addition, data gathering, research, forecasting, order execution, trade allocation, risk management, operational, back office and accounting systems are all highly automated and computerized. Such automation and computerization relies on an extensive amount of both proprietary software and third party hardware and software.

**Sector Focus Risk.** The Fund may invest a larger portion of its assets in one or more sectors than many other mutual funds, and thus will be more susceptible to negative events affecting those sectors. For example, as of May 31, 2018, 27.8% of the Fund's assets were invested in the industrials sector. Companies in the industrials sector can be significantly affected by general economic trends, changes in consumer sentiment and spending, commodity prices, legislation, government regulation and spending, import controls, and worldwide competition. In addition, as of May 31, 2018, 22.3% of the Fund's assets were invested in the consumer discretionary sector. Companies in the consumer discretionary sector may be adversely affected by fluctuations in supply and demand, changes in the global economy, consumer spending, competition, demographics and consumer preferences, and production spending. Companies in the consumer discretionary sector are also affected by changes in government regulation, global economic, environmental and political events, economic conditions and the depletion of resources.

**Small Cap Company Risk.** The securities of small capitalization companies may be subject to more abrupt or erratic market movements and may have lower trading volumes or more erratic trading than securities of larger, more established companies or market averages in general. In addition, such companies typically are more likely to be adversely affected than large capitalization companies by changes in earning results, business prospects, investor expectations or poor economic or market conditions.

**Value-Oriented Investment Strategies Risk.** Value stocks are those that are believed to be undervalued in comparison to their peers due to adverse business developments or other factors. Value investing is subject to the risk that the market will not recognize a security's inherent value for a long time or at all, or that a stock judged to be undervalued may actually be appropriately priced or overvalued. In addition, during some periods (which may be extensive) value stocks generally may be out of favor in the markets.

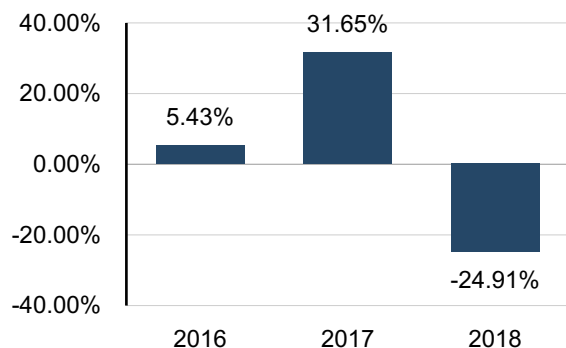
### **Performance**

The bar chart and table below provide some indication of the risks of investing in the Fund by showing changes in the performance of the Fund's Class I shares from year to year and by showing how the average annual total returns of each class of the Fund compare with the average annual total returns of a broad-based market index. Performance for classes other than those shown may vary from the performance shown to the extent the expenses for those classes differ. Updated performance information is available at the Fund's website, [www.northsquareinvest.com](http://www.northsquareinvest.com), or by calling the Fund at 1-855-551-5521.

The Fund has adopted the historical performance of the Oak Ridge International Small Cap Fund, a former series of Investment Managers Series Trust (the "Predecessor Fund"), as a result of a reorganization consummated after the close of business on May 10, 2019, in which the Fund acquired all of the assets, subject to the liabilities, of the Predecessor Fund. The performance information presented below for periods prior to the close of business on May 10, 2019 reflects the performance of the Predecessor Fund. At the time of the reorganization, the Fund and the Predecessor Fund had substantially identical investment strategies. Prior to the reorganization, the Fund was a "shell" fund with no assets and had not yet commenced operations.

### **Calendar-Year Total Return (before taxes) for Class I Shares**

For each calendar year at NAV



The year-to-date return as of March 31, 2019 was 10.91%.

<b>Class I</b>			
Highest Calendar Quarter Return at NAV (non-annualized)	8.87%	Quarter ended 9/30/2017	
Lowest Calendar Quarter Return at NAV (non-annualized)	(0.85)%	Quarter ended 6/30/2016	
<b>Average Annual Total Returns (for periods ended December 31, 2018)</b>	<b>1 Year</b>	<b>Since Inception</b>	<b>Inception Date/From</b>
Class I - Return Before Taxes	-24.91%	2.99%	9/30/15
Class I - Return After Taxes on Distributions	-26.83%	1.21%	9/30/15
Class I - Return After Taxes on Distributions and Sale of Fund Shares	-13.86%	2.18%	9/30/15
Class A - Return Before Taxes	-25.10%	2.75%	12/1/15
MSCI EAFE Small Cap Index (reflects no deduction for fees, expenses or taxes)	-17.89%	5.54%	9/30/15

After-tax returns are calculated using the historical highest individual federal marginal income tax rates and do not reflect the impact of state and local taxes. Actual after-tax returns depend on an investor's tax situation and may differ from those shown. After-tax returns shown are not relevant to investors who hold their Fund shares through tax-deferred arrangements, such as 401(k) plans or individual retirement accounts. After-tax returns are shown for Class I shares only and after-tax returns for classes other than Class I will vary from returns shown for Class I shares.

#### **Investment Adviser and Sub-Adviser**

North Square Investments, LLC is the Fund's investment adviser. Algert Global, LLC is the Fund's investment sub-adviser.

#### **Portfolio Managers**

The Sub-Adviser's portfolio management team is comprised of Peter Algert, Chief Investment Officer and Chief Executive Officer of the Sub-Adviser, and Bram Zeigler, Research Analyst and Portfolio Manager of the Sub-Adviser. Messrs. Algert and Zeigler are jointly and primarily responsible for the day-to-day management of the Fund's portfolio and have been since the Predecessor Fund's inception on September 30, 2015.

#### **Purchase and Sale of Fund Shares**

Currently, the Fund offers Class A Shares and Class I Shares. To purchase shares of the Fund, you must invest at least the minimum amount.

<b>Minimum Investments</b>	<b>To Open Your Account</b>	<b>To Add to Your Account</b>
<b>Class A Shares</b>		
All Accounts	\$1,000	\$100
<b>Class I Shares</b>		
All Accounts	\$1,000,000	None

Fund shares are redeemable on any business day the New York Stock Exchange (the "NYSE") is open for business, by written request or by telephone.

#### **Tax Information**

The Fund's distributions are generally taxable, and will ordinarily be taxed as ordinary income, qualified dividend income or capital gains, unless you are investing through a tax-advantaged arrangement, such as a 401(k) plan or an individual retirement account. Shareholders investing through such tax-advantaged arrangements may be taxed later upon withdrawal of monies from those arrangements.

#### **Payments to Broker-Dealers and Other Financial Intermediaries**

If you purchase shares of the Fund through a broker-dealer or other financial intermediary (such as a bank), the Fund and its related companies may pay the intermediary for the sale of Fund shares and related services. These payments may create a conflict of interest by influencing the broker-dealer or other intermediary and your salesperson to recommend the Fund over another investment. Ask your salesperson or visit your financial intermediary's website for more information.

## SUMMARY SECTION - NORTH SQUARE DYNAMIC SMALL CAP FUND

### Investment Objective

The investment objective of the North Square Dynamic Small Cap Fund (the “Fund”) is long-term capital appreciation.

### Fees and Expenses of the Fund

This table describes the fees and expenses that you may pay if you buy and hold shares of the Fund. You may qualify for sales charge discounts if you and your family invest, or agree to invest in the future, at least \$50,000 in Class A shares of the Fund. More information about these and other discounts is available from your financial professional and in the section titled “Class A Shares” on page 68 of this Prospectus and in “APPENDIX A – Waivers and Discounts Available from Intermediaries” of the Prospectus.

	Class A Shares	Class I Shares
<b>Shareholder Fees</b> <i>(fees paid directly from your investment)</i>		
Maximum sales charge (load) imposed on purchases (as a percentage of offering price)	5.75%	None
Maximum deferred sales charge (load) (as a percentage of the lesser of the value redeemed or the amount invested)	1.00%	None
Redemption fee (as a percentage of amount redeemed)	None	None
Wire fee	\$20	\$20
Overnight check delivery fee	\$25	\$25
Retirement account fees (annual maintenance fee)	\$15	\$15
<b>Annual Fund Operating Expenses</b> <i>(expenses that you pay each year as a percentage of the value of your investment)</i>		
Management fees	0.90%	0.90%
Distribution and service (Rule 12b-1) fees	0.25%	None
Other expenses	0.71%	0.71%
Shareholder servicing fee	0.06%	0.06%
All other expenses	0.65%	0.65%
Total annual fund operating expenses <sup>2</sup>	1.86%	1.61%
Fees waived and/or expenses reimbursed	(0.46)%	(0.46)%
<b>Total annual fund operating expenses after waiving fees and/or reimbursing expenses<sup>2,3</sup></b>	<b>1.40%</b>	<b>1.15%</b>

1. No sales charge applies on investments of \$500,000 or more, but a contingent deferred sales charge (“CDSC”) of 1% will be imposed on certain redemptions of such shares within 12 months of the date of purchase.
2. The total annual fund operating expenses and net operating expenses do not correlate to the ratio of expenses to average net assets appearing in the financial highlights table, which reflects only the operating expenses of the Fund and does not include acquired fund fees and expenses.
3. North Square Investments, LLC (“North Square” or the “Adviser”), the Fund’s investment adviser, has contractually agreed to waive its fees and/or pay for or reimburse operating expenses of the Fund to ensure that total annual fund operating expenses (excluding any taxes, leverage interest, brokerage commissions, dividend and interest expenses on short sales, any acquired fund fees and expenses, expenses incurred in connection with any merger or reorganization, and extraordinary expenses such as litigation expenses) do not exceed 1.40% and 1.15% of the average daily net assets of the Fund’s Class A and Class I shares, respectively. This agreement is in effect until May 10, 2029, and it may be terminated before that date only by the Trust’s Board of Trustees. North Square is permitted to seek reimbursement from the Fund, subject to certain limitations, of fees waived, payments made or expenses reimbursed to the Fund for a period ending three full years after the date of the waiver, payment or reimbursement.



This reimbursement may be requested from the Fund if the reimbursement will not cause the Fund's annual expense ratio to exceed the lesser of (a) the expense limitation amount in effect at the time such fees were waived, payments made or expenses reimbursed, or (b) the expense limitation amount in effect at the time of the reimbursement.

### **Example**

This example is intended to help you compare the cost of investing in the Fund with the cost of investing in other mutual funds. The example assumes that you invest \$10,000 in the Fund for the time periods indicated and then redeem all of your shares at the end of those periods. The example also assumes that your investment has a 5% return each year and that the Fund's operating expenses remain the same (taking into account the contractual fee waiver for all ten years). Although your actual costs may be higher or lower, based on these assumptions your costs would be:

	<b>One Year</b>	<b>Three Years</b>	<b>Five Years</b>	<b>Ten Years</b>
Class A shares	\$709	\$993	\$1,297	\$2,158
Class I shares	\$117	\$365	\$633	\$1,398

### **Portfolio Turnover**

The Fund pays transaction costs, such as commissions, when it buys and sells securities (or "turns over" its portfolio). A higher portfolio turnover may indicate higher transaction costs and may result in higher taxes when Fund shares are held in a taxable account. These costs, which are not reflected in annual fund operating expenses or in the example, affect the Fund's performance. During the most recent fiscal year, the portfolio turnover rate for the Predecessor Fund (as that term is defined below) was 170% of the average value of its portfolio.

### **Principal Investment Strategies**

In seeking to achieve the Fund's investment objective, North Square Investments, LLC ("North Square" or the "Adviser"), the Fund's investment adviser has selected Algert Global, LLC (the "Sub-Adviser") to serve as the Fund's investment sub-adviser (the "Sub-Adviser") and allocates the Fund's assets to the Sub-Adviser. The Adviser retains the ability to manage all or a portion of the Fund's assets directly.

Under normal circumstances, the Fund will invest at least 80% of its net assets (including amounts borrowed for investment purposes) in equity securities of small capitalization U.S. companies. Small capitalization companies are considered to be companies with market capitalizations within the range of those companies included in the Russell 2000 Index (the "Index") at the time of purchase. Because small capitalization companies are defined by reference to an index, the range of market capitalization of companies in which the Fund invests may vary with market conditions and could fall outside of the Index's current capitalization range. Investment in companies that move above or below the capitalization range of the Index may continue to be held by the Fund in the discretion of the Sub-Adviser. As of May 31, 2018, the market capitalizations of companies included in the Index were between \$5.9 million and \$11.9 billion. The Fund may at times invest a significant portion of its assets in a single sector.

The equity securities in which the Fund principally invests are common stocks, but the Fund also may invest in other types of equity securities, such as exchange-traded funds ("ETFs") that invest substantially all of their assets in equity securities, equity interests in real estate investment trusts ("REITs"), and preferred stocks. The Fund may invest in initial public offerings of companies.

The Fund may invest up to 20% of its total assets in equity securities of non-U.S. issuers. The Fund's investments in non-U.S. issuers primarily are through investment in American Depositary Receipts ("ADRs"). ADRs are receipts that represent interests in foreign securities held on deposit by U.S. banks.

The Sub-Adviser uses proprietary systematic models to choose stocks which will comprise the Sub-Adviser's portfolio or "investment universe." The Sub-Adviser generates a composite score for each stock in its investment universe based on three internal models: Relative Value (to seek to detect mispriced stocks), Quality (to assess the sustainability of a company's operating performance), and Catalyst (to identify companies with changing financial expectations and changing levels of attention from investors). Each of these models is customized to the specifics of the underlying sector and region where they are applied. The score is intended to represent the Sub-Adviser's view of the attractiveness of a company relative to its industry, country, and other risk factors. The Sub-Adviser uses an automated technological process

that updates the ranking for each stock in its investment universe daily. A prospective trade list is generated from these rankings to construct the desired portfolio.

### **Principal Risks of Investing**

Risk is inherent in all investing. A summary description of certain principal risks of investing in the Fund is set forth below. Before you decide whether to invest in the Fund, carefully consider these risk factors associated with investing in the Fund, which may cause investors to lose money. There can be no assurance that the Fund will achieve its investment objective. An investment in the Fund is not a deposit of the bank and is not insured or guaranteed by the Federal Deposit Insurance Corporation or any other government agency.

**Equity Risk.** The value of the equity securities held by the Fund may fall due to general market and economic conditions, perceptions regarding the industries in which the issuers of securities held by the Fund participate, or factors relating to specific companies in which the Fund invests.

**ETF Risk.** Investing in an ETF will provide the Fund with exposure to the securities comprising the index on which the ETF is based and will expose the Fund to risks similar to those of investing directly in those securities. Shares of ETFs typically trade on securities exchanges and may at times trade at a premium or discount to their net asset values. In addition, an ETF may not replicate exactly the performance of the benchmark index it seeks to track for a number of reasons, including transaction costs incurred by the ETF, the temporary unavailability of certain index securities in the secondary market or discrepancies between the ETF and the index with respect to the weighting of securities or the number of securities held. Investing in ETFs, which are investment companies, involves duplication of advisory fees and certain other expenses. The Fund will pay brokerage commissions in connection with the purchase and sale of shares of ETFs.

**Foreign Investment Risk.** The prices of foreign securities may be more volatile than the prices of securities of U.S. issuers because of economic and social conditions abroad, political developments, and changes in the regulatory environments of foreign countries. In addition, changes in exchange rates and interest rates may adversely affect the values of the Fund's foreign investments. Foreign companies are generally subject to different legal and accounting standards than U.S. companies, and foreign financial intermediaries may be subject to less supervision and regulation than U.S. financial firms. Foreign securities include ADRs and Global Depositary Receipts ("GDRs"). Un-sponsored ADRs and GDRs are organized independently and without the cooperation of the foreign issuer of the underlying securities, and involve additional risks because U.S. reporting requirements do not apply and the issuing bank will recover shareholder distribution costs from changes in share prices and payment of dividends.

**IPO Risk.** The market value of IPO shares will fluctuate considerably due to factors such as the absence of a prior public market, unseasoned trading, the small number of shares available for trading and limited information about the issuer. The purchase of IPO shares may involve high transaction costs. IPO shares are subject to market risk and liquidity risk.

**Liquidity Risk.** The Fund may not be able to sell some or all of the investments that it holds due to a lack of demand in the marketplace or other factors such as market turmoil, or if the Fund is forced to sell an illiquid asset to meet redemption requests or other cash needs it may only be able to sell those investments at a loss. Illiquid assets may also be difficult to value.

**Management and Strategy Risk.** The value of your investment depends on the judgment of the Adviser or Sub-Adviser about the quality, relative yield, value or market trends affecting a particular security, industry, sector or region, which may prove to be incorrect. Investment strategies employed by the Adviser or Sub-Adviser in selecting investments for the Fund may not result in an increase in the value of your investment or in overall performance equal to other investments.

**Market Risk.** The market price of a security or instrument may decline, sometimes rapidly or unpredictably, due to general market conditions that are not specifically related to a particular company, such as real or perceived adverse economic or political conditions throughout the world, changes in the general outlook for corporate earnings, changes in interest or currency rates or adverse investor sentiment generally. The market value of a security or instrument also may decline because of factors that affect a particular industry or industries, such as labor shortages or increased production costs and competitive conditions within an industry.

**Preferred Stock Risk.** Preferred stock represents an equity interest in a company that generally entitles the holder to receive, in preference to the holders of other stocks such as common stock, dividends and a fixed share of the proceeds resulting from a liquidation of the company. The market value of preferred stock is subject to company-specific and market risks applicable generally to equity securities and is also sensitive to changes in the company's creditworthiness, the ability of the company to make payments on the preferred stock, and changes in interest rates, typically declining in value if interest rates rise.

**Real Estate Investment Trust (REIT) Risk.** The Fund's investment in REITs will subject the Fund to risks similar to those associated with direct ownership of real estate, including losses from casualty or condemnation, and changes in local and general economic, supply and demand, interest rates, zoning laws, regulatory limitations on rents, property taxes and operating expenses.

**Reliance on Technology.** The Fund's trading strategies are highly reliant on technology, including hardware, software and telecommunications systems. In addition, data gathering, research, forecasting, order execution, trade allocation, risk management, operational, back office and accounting systems are all highly automated and computerized. Such automation and computerization relies on an extensive amount of both proprietary software and third party hardware and software.

**Sector Focus Risk.** The Fund may invest a larger portion of its assets in one or more sectors than many other mutual funds, and thus will be more susceptible to negative events affecting those sectors. For example, as of May 31, 2018, 28.0% of the Fund's assets were invested in the industrials sector. Performance of companies in the information technology sector may be adversely impacted by many factors, including, among others, intense competition, consumer preferences, problems with product compatibility and government regulation.

**Small Cap Company Risk.** The securities of small capitalization companies may be subject to more abrupt or erratic market movements and may have lower trading volumes or more erratic trading than securities of larger, more established companies or market averages in general. In addition, such companies typically are more likely to be adversely affected than large capitalization companies by changes in earning results, business prospects, investor expectations or poor economic or market conditions.

**Value-Oriented Investment Strategies Risk.** Value stocks are those that are believed to be undervalued in comparison to their peers due to adverse business developments or other factors. Value investing is subject to the risk that the market will not recognize a security's inherent value for a long time or at all, or that a stock judged to be undervalued may actually be appropriately priced or overvalued. In addition, during some periods (which may be extensive) value stocks generally may be out of favor in the markets.

### **Performance**

The bar chart and table below provide some indication of the risks of investing in the Fund by showing changes in the performance of the Fund's Class I shares from year to year and by showing how the average annual total returns of each class of the Fund compare with the average annual total returns of a broad-based market index. Performance for classes other than those shown may vary from the performance shown to the extent the expenses for those classes differ. Updated performance information is available at the Fund's website, [www.northsquareinvest.com](http://www.northsquareinvest.com), or by calling the Fund at 1-855-551-5521.

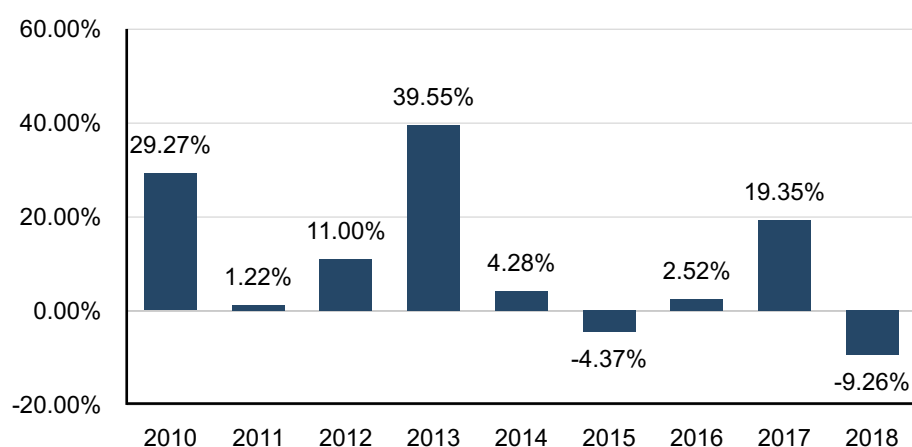
The Fund has adopted the historical performance of the Oak Ridge Dynamic Small Cap Fund, a former series of Investment Managers Series Trust (the "Predecessor Fund"), as a result of a reorganization consummated after the close of business on May 10, 2019, in which the Fund acquired all of the assets, subject to the liabilities, of the Predecessor Fund. The performance information presented below for periods prior to the close of business on May 10, 2019 reflects the performance of the Predecessor Fund. At the time of the reorganization, the Fund and the Predecessor Fund had substantially identical investment strategies. Prior to the reorganization, the Fund was a "shell" fund with no assets and had not yet commenced operations.

The performance information presented below for periods prior to September 30, 2015 is based on the performance of the Algert Global U.S. Small Cap account (the "Predecessor Account"). The Predecessor Fund commenced operations on September 30, 2015, after the conversion of the Predecessor Account, which commenced operations on November

1, 2008 (the “Predecessor Account”), into Class I shares of the Predecessor Fund. The Predecessor Fund’s and the Fund’s objectives, policies, guidelines and restrictions are, in all material respects, equivalent to those of the Predecessor Account. The Predecessor Account was the only fund or account managed by the Sub-Adviser with an investment objective and investment policies and restrictions substantially similar to those of the Predecessor Fund, and the Predecessor Account was managed in substantially the same way as the Sub-Adviser managed the Predecessor Fund and will manage the Fund. The returns for the Predecessor Account reflect its performance prior to the conversion into the Predecessor Fund. The Predecessor Account was not registered under the Investment Company Act of 1940 (the “1940 Act”) and therefore was not subject to certain restrictions imposed by the 1940 Act on registered investment companies and by the Internal Revenue Code of 1986 on regulated investment companies. If the Predecessor Account had been registered under the 1940 Act, the Predecessor Account’s performance may have been adversely affected. Past performance before and after taxes does not necessarily indicate how the Fund will perform in the future. Returns for Class I shares reflect all charges, expenses, and fees of the Predecessor Account.

### **Calendar-Year Total Return (before taxes) for Class I Shares**

For each calendar year at NAV



The year-to-date return as of March 31, 2019 was 15.55%.

<b>Class I</b>		
Highest Calendar Quarter Return at NAV (non-annualized)	20.32%	Quarter ended 06/30/2009
Lowest Calendar Quarter Return at NAV (non-annualized)	-19.63%	Quarter ended 9/30/2011

This table shows the Predecessor Account’s and the Predecessor Fund’s average annual total returns for the periods ending December 31, 2018. The table also shows how the Predecessor Account’s and the Predecessor Fund’s performance compares with the returns on an index comprised of companies similar to those held by the Predecessor Account and by the Predecessor Fund. The Fund will use the same benchmark for measuring its performance.

<b>Average Annual Total Returns</b> <i>(for periods ended as of December 31, 2018)</i>	<b>1 Year</b>	<b>5 Years</b>	<b>10 Years</b>	<b>Since Inception<sup>(1)</sup></b>
Class I - Return Before Taxes	-9.26%	7.27%	13.53%	12.73%
Class I - Return After Taxes on Distributions <sup>(2)</sup>	-15.17%	5.78%	12.73%	11.96%
Class I - Return After Taxes on Distributions and Sale of Fund Shares <sup>(2)</sup>	-4.90%	5.16%	11.09%	10.40%
Class A - Return Before Taxes	-9.51%	7.02%	13.25%	12.46%
Russell 2000 Index (reflects no deduction for fees, expenses or taxes)	-11.01%	4.41%	11.97%	11.00%

1 Inception date is November 1, 2008.

- 2 After-tax returns are calculated using the historical highest individual federal marginal income tax rates and do not reflect the impact of state and local taxes. Actual after-tax returns depend on an investor's tax situation and may differ from those shown. After-tax returns shown are not relevant to investors who hold their Fund shares through tax-deferred arrangements, such as 401(k) plans or individual retirement accounts. After-tax returns are shown for Class I Shares only and after-tax returns for classes other than Class I Shares will vary from returns shown for Class I Shares.

**Investment Adviser and Sub-Adviser**

North Square Investments, LLC is the Fund's investment adviser. Algert Global, LLC is the Fund's investment sub-adviser.

**Portfolio Managers**

The Sub-Adviser's portfolio management team is comprised of Peter Algert, Chief Investment Officer and Chief Executive Officer of the Sub-Adviser, Ian Klink, Research Analyst and Portfolio Manager of the Sub-Adviser, and Bram Zeigler, Research Analyst and Portfolio Manager of the Sub-Adviser. Messrs. Algert, Klink and Zeigler are jointly and primarily responsible for the day-to-day management of the Fund's portfolio and have been since the Predecessor Fund's inception on September 30, 2015.

**Purchase and Sale of Fund Shares**

Currently, the Fund offers Class A Shares and Class I Shares. To purchase shares of the Fund, you must invest at least the minimum amount.

<b>Minimum Investments</b>	<b>To Open Your Account</b>	<b>To Add to Your Account</b>
<b>Class A Shares</b>		
All Accounts	\$1,000	\$100
<b>Class I Shares</b>		
All Accounts	\$1,000,000	None

Fund shares are redeemable on any business day the New York Stock Exchange (the "NYSE") is open for business, by written request or by telephone.

**Tax Information**

The Fund's distributions are generally taxable, and will ordinarily be taxed as ordinary income, qualified dividend income or capital gains, unless you are investing through a tax-advantaged arrangement, such as a 401(k) plan or an individual retirement account. Shareholders investing through such tax-advantaged arrangements may be taxed later upon withdrawal of monies from those arrangements.

**Payments to Broker-Dealers and Other Financial Intermediaries**

If you purchase shares of the Fund through a broker-dealer or other financial intermediary (such as a bank), the Fund and its related companies may pay the intermediary for the sale of Fund shares and related services. These payments may create a conflict of interest by influencing the broker-dealer or other intermediary and your salesperson to recommend the Fund over another investment. Ask your salesperson or visit your financial intermediary's website for more information.

## SUMMARY SECTION – NORTH SQUARE OAK RIDGE DISCIPLINED GROWTH FUND

### Investment Objective

The investment objective of the North Square Oak Ridge Disciplined Growth Fund (the “Fund”) is long-term growth of capital.

### Fees and Expenses of the Fund

This table describes the fees and expenses that you may pay if you buy and hold shares of the Fund. You may qualify for sales charge discounts if you and your family invest, or agree to invest in the future, at least \$50,000 in Class A shares of the Fund. More information about these and other discounts is available from your financial professional and in the section titled “Class A Shares” on page 68 of this Prospectus and in “APPENDIX A – Waivers and Discounts Available from Intermediaries” of the Prospectus.

	Class A Shares		Class I Shares
<b>Shareholder Fees</b> <i>(fees paid directly from your investment)</i>			
Maximum sales charge (load) imposed on purchases (as a percentage of offering price)	5.75%		None
Maximum deferred sales charge (load) (as a percentage of the lesser of the value redeemed or the amount invested)	1.00%	<sup>1</sup>	None
Redemption fee (as a percentage of amount redeemed)	None		None
Wire fee	\$20		\$20
Overnight check delivery fee	\$25		\$25
Retirement account fees (annual maintenance fee)	\$15		\$15
<b>Annual Fund Operating Expenses</b> <i>(expenses that you pay each year as a percentage of the value of your investment)</i>			
Management fees	0.70%		0.70%
Distribution and service (Rule 12b-1) fees	0.25%		None
Other expenses	0.92%		0.92%
Shareholder servicing fee	0.06%	0.06%	
All other expenses	0.86%	0.86%	
Total annual fund operating expenses <sup>2</sup>	1.87%		1.62%
Fees waived and/or expenses reimbursed	(0.67)%		(0.67)%
<b>Total annual fund operating expenses after waiving fees and/or reimbursing expenses<sup>2,3</sup></b>	<b>1.20%</b>		<b>0.95%</b>

1. No sales charge applies on investments of \$500,000 or more, but a contingent deferred sales charge (“CDSC”) of 1% will be imposed on certain redemptions of such shares within 12 months of the date of purchase.
2. The total annual fund operating expenses and net operating expenses do not correlate to the ratio of expenses to average net assets appearing in the financial highlights table, which reflects only the operating expenses of the Fund and does not include acquired fund fees and expenses.
3. North Square Investments, LLC (“North Square” or the “Adviser”), the Fund’s investment adviser, has contractually agreed to waive its fees and/or pay for or reimburse operating expenses of the Fund to ensure that total annual fund operating expenses (excluding any taxes, leverage interest, brokerage commissions, dividend and interest expenses on short sales, any acquired fund fees and expenses, expenses incurred in connection with any merger or reorganization, and extraordinary expenses such as litigation expenses) do not exceed 1.20% and 0.95% of the average daily net assets of the Fund’s Class A and Class I shares, respectively. This agreement is in effect until May 10, 2029, and it may be terminated before that date only by the Trust’s Board of Trustees. North Square is permitted to seek reimbursement from the Fund, subject to certain limitations, of fees waived, payments made or expenses

reimbursed to the Fund for a period ending three full years after the date of the waiver, payment or reimbursement. This reimbursement may be requested from the Fund if the reimbursement will not cause the Fund's annual expense ratio to exceed the lesser of (a) the expense limitation amount in effect at the time such fees were waived, payments made or expenses reimbursed, or (b) the expense limitation amount in effect at the time of the reimbursement.

### **Example**

This example is intended to help you compare the cost of investing in the Fund with the cost of investing in other mutual funds. The example assumes that you invest \$10,000 in the Fund for the time periods indicated and then redeem all of your shares at the end of those periods. The example also assumes that your investment has a 5% return each year and that the Fund's operating expenses remain the same (taking into account the contractual fee waiver for all ten years). Although your actual costs may be higher or lower, based on these assumptions your costs would be:

	<b>One Year</b>	<b>Three Years</b>	<b>Five Years</b>	<b>Ten Years</b>
Class A shares	\$690	\$934	\$1,197	\$1,946
Class I shares	\$97	\$303	\$525	\$1,166

### **Portfolio Turnover**

The Fund pays transaction costs, such as commissions, when it buys and sells securities (or "turns over" its portfolio). A higher portfolio turnover may indicate higher transaction costs and may result in higher taxes when Fund shares are held in a taxable account. These costs, which are not reflected in annual fund operating expenses or in the example, affect the Fund's performance. During the most recent fiscal year, the portfolio turnover rate for the Predecessor Fund (as that term is defined below) was 74% of the average value of its portfolio.

### **Principal Investment Strategies**

In seeking to achieve the Fund's investment objective, North Square Investments, LLC ("North Square" or the "Adviser"), the Fund's investment adviser has selected Oak Ridge Investments, LLC (the "Sub-Adviser") to serve as the Fund's investment sub-adviser (the "Sub-Adviser") and allocates the Fund's assets to the Sub-Adviser. The Adviser retains the ability to manage all or a portion of the Fund's assets directly.

Under normal market conditions, the Fund will invest at least 80% of its net assets (including amounts borrowed for investment purposes) in equity securities of issuers that are organized in the United States and the securities of which are principally traded on a major U.S. exchange. The equity securities in which the Fund principally invests include common stocks, preferred stocks, exchange-traded funds ("ETFs") that invest substantially all of their assets in equity securities, equity interests in real estate investment trusts ("REITs"), warrants and rights. The Fund may also invest in initial public offerings ("IPOs") of equity securities. From time to time, the Fund may have a significant portion of its assets in one or more market sectors, such as the information technology sector. The Fund will generally consist of a diversified all cap portfolio of between 40 to 70 holdings. The Fund will generally invest in companies with market capitalizations of \$500 million or greater at time of purchase. While the Fund may invest in equity securities of issuers in all market capitalization ranges, the majority of its holdings are expected to be in larger capitalization companies.

The Fund may invest up to 20% of its total assets in equity securities of non-U.S. issuers. The Fund's investments in non-U.S. issuers will be primarily through investments in American Depositary Receipts ("ADRs"). ADRs are receipts that represent interests in foreign securities held on deposit by U.S. banks.

When selecting securities for the Fund's portfolio, the Sub-Adviser uses a "growth" style of management to seek to identify companies with above average potential for earnings growth. A growth style of investing is based on the premise that, over the long term, stock price appreciation follows growth in earnings and revenues. Investment decisions are based primarily on the fundamental analysis of individual companies, rather than on broad economic forecasts. The Sub-Adviser's principal analytical technique involves seeking to identify companies with earnings and revenues that are not only growing, but growing at a sustainable pace with strong competitive advantages. When making purchase decisions for the Fund, the Sub-Adviser uses a bottom-up approach that involves three primary components:

- **Research**—The Sub-Adviser analyzes research on potential investments from a wide variety of sources, including internally generated analysis and research provided by institutions and the brokerage community.

- **Fundamentals** — Once a potential investment is identified, the Sub-Adviser considers whether the issuer possesses certain attributes that the Sub-Adviser believes a “buy” candidate should possess.
- **Valuation** — Finally, the Sub-Adviser values companies by considering metrics such as price-to-sales ratios, and price-to-earnings growth ratios within a peer group. From this process, the Fund’s portfolio managers construct a list of securities for the Fund to purchase, within the context of appropriate portfolio diversification for the Fund.

### **Principal Risks of Investing**

Risk is inherent in all investing. A summary description of certain principal risks of investing in the Fund is set forth below. Before you decide whether to invest in the Fund, carefully consider these risk factors associated with investing in the Fund, which may cause investors to lose money. There can be no assurance that the Fund will achieve its investment objective. An investment in the Fund is not a deposit of the bank and is not insured or guaranteed by the Federal Deposit Insurance Corporation or any other government agency.

**Equity Risk.** The value of the equity securities held by the Fund may fall due to general market and economic conditions, perceptions regarding the industries in which the issuers of securities held by the Fund participate, or factors relating to specific companies in which the Fund invests.

**ETF Risk.** Investing in an ETF will provide the Fund with exposure to the securities comprising the index on which the ETF is based and will expose the Fund to risks similar to those of investing directly in those securities. Shares of ETFs typically trade on securities exchanges and may at times trade at a premium or discount to their net asset values. In addition, an ETF may not replicate exactly the performance of the benchmark index it seeks to track for a number of reasons, including transaction costs incurred by the ETF, the temporary unavailability of certain index securities in the secondary market or discrepancies between the ETF and the index with respect to the weighting of securities or the number of securities held. Investing in ETFs, which are investment companies, involves duplication of advisory fees and certain other expenses. The Fund will pay brokerage commissions in connection with the purchase and sale of shares of ETFs.

**Foreign Investment Risk.** The prices of foreign securities may be more volatile than the prices of securities of U.S. issuers because of economic and social conditions abroad, political developments, and changes in the regulatory environments of foreign countries. In addition, changes in exchange rates and interest rates may adversely affect the values of the Fund’s foreign investments. Foreign companies are generally subject to different legal and accounting standards than U.S. companies, and foreign financial intermediaries may be subject to less supervision and regulation than U.S. financial firms. Foreign securities include ADRs. Unsponsored ADRs are organized independently and without the cooperation of the foreign issuer of the underlying securities, and involve additional risks because U.S. reporting requirements do not apply and the issuing bank will recover shareholder distribution costs from changes in share prices and payment of dividends.

**Growth-Oriented Investment Strategies Risk.** Growth funds generally focus on stocks of companies believed to have above-average potential for growth in revenue and earnings. Growth securities typically are very sensitive to market movements because their market prices frequently reflect projections of future earnings or revenues, and when it appears that those expectations will not be met, the prices of growth securities typically fall.

**IPO Risk.** The Fund may invest in securities issued in initial public offerings. The market value of IPO shares will fluctuate considerably due to factors such as the absence of a prior public market, unseasoned trading, the small number of shares available for trading and limited information about the issuer. The purchase of IPO shares may involve high transaction costs. IPO shares are subject to market risk and liquidity risk.

**Large Cap Company Risk.** Larger, more established companies may be unable to attain the high growth rates of successful, smaller companies during periods of economic expansion.

**Liquidity Risk.** The Fund may not be able to sell some or all of the investments that it holds due to a lack of demand in the marketplace or other factors such as market turmoil, or if the Fund is forced to sell an illiquid asset to meet redemption requests or other cash needs it may only be able to sell those investments at a loss. Illiquid assets may also be difficult to value.



**Management and Strategy Risk.** The value of your investment depends on the judgment of the Adviser or Sub-Adviser about the quality, relative yield, value or market trends affecting a particular security, industry, sector or region, which may prove to be incorrect. Investment strategies employed by the Adviser or Sub-Adviser in selecting investments for the Fund may not result in an increase in the value of your investment or in overall performance equal to other investments.

**Market Risk.** The market price of a security or instrument may decline, sometimes rapidly or unpredictably, due to general market conditions that are not specifically related to a particular company, such as real or perceived adverse economic or political conditions throughout the world, changes in the general outlook for corporate earnings, changes in interest or currency rates or adverse investor sentiment generally. The market value of a security or instrument also may decline because of factors that affect a particular industry or industries, such as labor shortages or increased production costs and competitive conditions within an industry.

**Preferred Stock Risk.** Preferred stock represents an equity interest in a company that generally entitles the holder to receive, in preference to the holders of other stocks such as common stock, dividends and a fixed share of the proceeds resulting from a liquidation of the company. The market value of preferred stock is subject to company-specific and market risks applicable generally to equity securities and is also sensitive to changes in the company's creditworthiness, the ability of the company to make payments on the preferred stock, and changes in interest rates, typically declining in value if interest rates rise.

**Real Estate Investment Trust (REIT) Risk.** The Fund may invest in REITs. The Fund's investment in REITs will subject the Fund to risks similar to those associated with direct ownership of real estate, including losses from casualty or condemnation, and changes in local and general economic, supply and demand, interest rates, zoning laws, regulatory limitations on rents, property taxes and operating expenses.

**Sector Focus Risk.** The Fund may invest a larger portion of its assets in one or more sectors than many other mutual funds, and thus will be more susceptible to negative events affecting those sectors. For example, as of May 31, 2018, 37.7% of the Fund's assets were invested in the information technology sector. Performance of companies in the information technology sector may be adversely impacted by many factors, including, among others, intense competition, consumer preferences, problems with product compatibility and government regulation. In addition, as of May 31, 2018, 20.6% of the Fund's assets were invested in the health care sector. Performance of companies in the health care sector may be affected by, among other things, government regulation, industry innovation, and extensive litigation based on product liability and similar claims.

**Small Cap and Mid Cap Company Risk.** The securities of small capitalization and mid capitalization companies may be subject to more abrupt or erratic market movements and may have lower trading volumes or more erratic trading than securities of larger, more established companies or market averages in general. In addition, such companies typically are more likely to be adversely affected than large capitalization companies by changes in earning results, business prospects, investor expectations or poor economic or market conditions.

**Warrants and Rights Risk.** Warrants and rights may lack a liquid secondary market for resale. The prices of warrants and rights may fluctuate as a result of speculation or other factors. Warrants and rights can provide a greater potential for profit or loss than an equivalent investment in the underlying security. Prices of warrants and rights do not necessarily move in tandem with the prices of their underlying securities and are highly volatile and speculative investments. If a warrant or right expires without being exercised, the Fund will lose any amount paid for the warrant or right.

### **Performance**

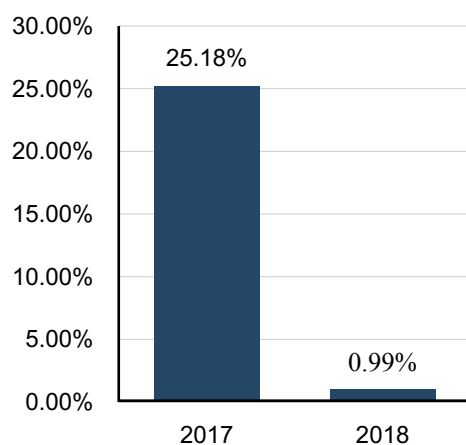
The bar chart and table below provide some indication of the risks of investing in the Fund by showing the performance of the Fund's Class A shares and by showing how the average annual total returns of each class of the Fund compare with the average annual total returns of a broad-based market index. Performance for classes other than those shown may vary from the performance shown to the extent the expenses for those classes differ. Updated performance information is available at the Fund's website, [www.northsquareinvest.com](http://www.northsquareinvest.com), or by calling the Fund at 1-855-551-5521.

The Fund has adopted the historical performance of the Oak Ridge International Small Cap Fund, a former series of Investment Managers Series Trust (the "Predecessor Fund"), as a result of a reorganization consummated after the close

of business on May 10, 2019, in which the Fund acquired all of the assets, subject to the liabilities, of the Predecessor Fund. The performance information presented below for periods prior to the close of business on May 10, 2019 reflects the performance of the Predecessor Fund. At the time of the reorganization, the Fund and the Predecessor Fund had substantially identical investment strategies. Prior to the reorganization, the Fund was a “shell” fund with no assets and had not yet commenced operations.

### **Calendar-Year Total Return (before taxes) for Class I Shares**

For each calendar year at NAV



The year-to-date return as of March 31, 2019 was 16.64%.

<b>Class I</b>			
Highest Calendar Quarter Return at NAV (non-annualized)	8.63%	Quarter ended 3/31/2017	
Lowest Calendar Quarter Return at NAV (non-annualized)	2.09%	Quarter ended 9/30/2017	
<b>Average Annual Total Returns (for periods ended December 31, 2018)</b>	<b>1 Year</b>	<b>Since Inception</b>	<b>Inception Date/From</b>
Class I - Return Before Taxes	0.99%	9.03%	6/29/16
Class I - Return After Taxes on Distributions	0.80%	8.91%	6/29/16
Class I - Return After Taxes on Distributions and Sale of Fund Shares	0.74%	6.98%	6/29/16
Class A - Return Before Taxes	N/A	N/A	6/29/16
Russell 3000 Index (reflects no deduction for fees, expenses or taxes)	-2.12%	10.88%	6/29/16

After-tax returns are calculated using the historical highest individual federal marginal income tax rates and do not reflect the impact of state and local taxes. Actual after-tax returns depend on an investor's tax situation and may differ from those shown. After-tax returns shown are not relevant to investors who hold their Fund shares through tax-deferred arrangements, such as 401(k) plans or individual retirement accounts. After-tax returns are shown for Class I shares only and after-tax returns for classes other than Class I will vary from returns shown for Class I shares.

### **Investment Adviser and Sub-Adviser**

North Square Investments, LLC is the Fund's investment adviser. Oak Ridge Investments, LLC is the Fund's investment sub-adviser.

### **Portfolio Managers**

The Sub-Adviser's portfolio management team is comprised of Robert G. McVicker, Executive Vice President and Senior Portfolio Manager of the Sub-Adviser, and David M. Klaskin, Chief Executive Officer and Chief Investment Officer of the Sub-Adviser. Messrs. McVicker and Klaskin are jointly and primarily responsible for the day-to-day management of the Fund's portfolio and have been since the Predecessor Fund's its inception on July 29, 2016.

### **Purchase and Sale of Fund Shares**

Currently, Class A Shares are not available for purchase. The Fund offers one class of shares: the Class I Shares. To purchase shares of the Fund, you must invest at least the minimum amount.

<b>Minimum Investments</b>	<b>To Open Your Account</b>	<b>To Add to Your Account</b>
<b>Class A Shares</b>		
All Accounts	\$1,000	\$100
<b>Class I Shares</b>		
All Accounts	\$1,000,000	None

Fund shares are redeemable on any business day the New York Stock Exchange (the “NYSE”) is open for business, by written request or by telephone.

### **Tax Information**

The Fund’s distributions are generally taxable, and will ordinarily be taxed as ordinary income, qualified dividend income or capital gains, unless you are investing through a tax-advantaged arrangement, such as a 401(k) plan or an individual retirement account. Shareholders investing through such tax-advantaged arrangements may be taxed later upon withdrawal of monies from those arrangements.

### **Payments to Broker-Dealers and Other Financial Intermediaries**

If you purchase shares of the Fund through a broker-dealer or other financial intermediary (such as a bank), the Fund and its related companies may pay the intermediary for the sale of Fund shares and related services. These payments may create a conflict of interest by influencing the broker-dealer or other intermediary and your salesperson to recommend the Fund over another investment. Ask your salesperson or visit your financial intermediary’s website for more information.

## SUMMARY SECTION – NORTH SQUARE MULTI-STRATEGY FUND

### Investment Objective

The investment objective of the North Square Multi Strategy Fund (the “Fund”) is to provide capital appreciation.

### Fees and Expenses of the Fund

This table describes the fees and expenses that you may pay if you buy and hold shares of the Fund. You may qualify for sales charge discounts if you and your family invest, or agree to invest in the future, at least \$50,000 in Class A shares of the Fund. More information about these and other discounts is available from your financial professional and in the section titled “Class A Shares” on page 68 of this Prospectus and in “Appendix A –Waivers and Discounts Available from Intermediaries.”

	Class A Shares	Class C Shares	Class I Shares
<b>Shareholder Fees</b> <i>(fees paid directly from your investment)</i>			
Maximum sales charge (load) imposed on purchases (as a percentage of offering price)	5.75%	None	None
Maximum deferred sales charge (load) (as a percentage of the lesser of the value redeemed or the amount invested)	1.00% <sup>1</sup>	1.00% <sup>2</sup>	None
Redemption fee	None	None	None
Wire fee	\$20	\$20	\$20
Overnight check delivery fee	\$25	\$25	\$25
Retirement account fees (annual maintenance fee)	\$15	\$15	\$15
<b>Annual Fund Operating Expenses</b> <i>(expenses that you pay each year as a percentage of the value of your investment)</i>			
Management fees <sup>3</sup>	0.01%	0.01%	0.01%
Distribution and service (Rule 12b-1) fees	0.25%	1.00%	0.00%
Other expenses	0.59%	0.59%	0.59%
Shareholder servicing fee	0.12%	0.03%	0.05%
All other expenses	0.47%	0.56%	0.54%
Acquired fund fees and expenses	0.93%	0.93%	0.93%
Total annual fund operating expenses <sup>4</sup>	1.78%	2.53%	1.53%
Recoupment of fees waived and/or expenses reimbursed	0.00%	0.00%	0.00%
<b>Total annual fund operating expenses after recoupment of fees waived and/or expenses reimbursed<sup>4,5</sup></b>	<b>1.78%</b>	<b>2.53%</b>	<b>1.53%</b>

1. No sales charge applies on investments of \$500,000 or more, but a contingent deferred sales charge (“CDSC”) of 1% will be imposed on certain redemptions of such shares within 12 months of the date of purchase.
2. A CDSC of 1.00% will be charged on Class C Shares purchases that are redeemed in whole or in part within 12 months of purchase.
3. North Square Investments, LLC (“North Square” or the “Adviser”), the Fund’s investment adviser, does not receive management fees for Fund assets invested in other series of the Trust advised by North Square (“affiliated investments”). North Square receives management fees of 0.50% for Fund assets invested in non-affiliated investments. As of the date of this prospectus, North Square expects substantially all of the Fund’s assets to be invested in affiliated investments.

4. The total annual fund operating expenses and net operating expenses do not correlate to the ratio of expenses to average net assets appearing in the financial highlights table, which reflects only the operating expenses of the Fund and does not include acquired fund fees and expenses.
5. North Square has contractually agreed to waive its fees and/or pay for or reimburse operating expenses of the Fund to ensure that total annual fund operating expenses (excluding any taxes, leverage interest, brokerage commissions, dividend and interest expenses on short sales, any acquired fund fees and expenses, expenses incurred in connection with any merger or reorganization, and extraordinary expenses such as litigation expenses) do not exceed 1.20%, 2.10%, and 1.17% of the average daily net assets of the Fund's Class A, Class C and Class I shares, respectively. This agreement is in effect until May 10, 2029, and it may be terminated before that date only by the Trust's Board of Trustees. North Square is permitted to seek reimbursement from the Fund of fees waived, payments made or expenses reimbursed to the Fund for a period ending three full years after the date of the waiver or payment, subject to certain limitations, including a maximum reimbursement of 0.20% per fiscal year. The amounts shown above under recoupment of fees waived and/or expenses paid for or reimbursed are estimated for the current fiscal year. This reimbursement may be requested from the Fund if the reimbursement will not cause the Fund's annual expense ratio to exceed the lesser of (a) the expense limitation amount in effect at the time such fees were waived, payments made or expenses reimbursed, or (b) the expense limitation amount in effect at the time of the reimbursement.

**Example**

This example is intended to help you compare the cost of investing in the Fund with the cost of investing in other mutual funds. The example assumes that you invest \$10,000 in the Fund for the time periods indicated and then redeem all of your shares at the end of those periods. The example also assumes that your investment has a 5% return each year and that the Fund's operating expenses remain the same (taking into account the contractual fee waiver for all ten years). Although your actual costs may be higher or lower, based on these assumptions your costs would be:

	One Year	Three Years	Five Years	Ten Years
Class A shares	\$745	\$1,103	\$1,484	\$2,549
Class C shares	\$356	\$788	\$1,345	\$2,866
Class I shares	\$156	\$483	\$834	\$1,824

You would pay the following expenses if you did not redeem your shares:

	One Year	Three Years	Five Years	Ten Years
Class C shares	\$256	\$788	\$1,345	\$2,866

**Portfolio Turnover**

The Fund pays transaction costs, such as commissions, when it buys and sells securities (or “turns over” its portfolio). A higher portfolio turnover may indicate higher transaction costs and may result in higher taxes when Fund shares are held in a taxable account. These costs, which are not reflected in annual fund operating expenses or in the example, affect the Fund's performance. During the most recent fiscal year, the portfolio turnover rate for the Predecessor Fund (as that term is defined below) was 117% of the average value of its portfolio.

**Principal Investment Strategies**

In seeking to achieve the Fund's investment objective, North Square Investments, LLC (“North Square” or the “Adviser”), the Fund's investment adviser has selected Oak Ridge Investments, LLC (the “Sub-Adviser”) to serve as the Fund's investment sub-adviser (the “Sub-Adviser”) and allocates the Fund's assets to the Sub-Adviser. The Adviser retains the ability to manage all or a portion of the Fund's assets directly.

The Fund is a “fund of funds” that seeks to achieve its investment objective by primarily investing in other mutual funds (“underlying funds”). The Fund primarily invests in mutual funds managed by North Square, the Fund's investment adviser, but may also invest in unaffiliated mutual funds or exchange-traded funds (“ETFs”) to gain exposure to asset classes not available through a fund managed by the Adviser. In addition, the Fund may also invest directly in securities when the Sub-Adviser believes doing so is more likely to increase yield or enhance returns than investing in underlying funds.

The Fund is a multi-strategy fund that will invest directly or indirectly through underlying funds in the following asset classes:

- Equity securities of U.S. and foreign companies (including emerging market companies) of any market capitalization, including common stock, preferred stock, warrants, rights and initial public offerings (“IPOs”). Exposure to equity securities of foreign companies may be through American and Global Depositary Receipts (“ADRs” and “GDRs”).
- Fixed income securities of U.S. and foreign issuers (including emerging market issuers) of any maturity and credit quality, including high-yield debt securities (often called “junk bonds”), investment grade debt securities, mortgage-related and other asset-backed securities, municipal bonds, U.S. Government securities, convertible securities, bank loans, inflation-linked investments and cash equivalents.

As part of the Sub-Adviser’s multi-strategy investment process, the Fund’s investments are allocated among underlying funds based on an evaluation of three strategies: strategic asset allocation (generally, the weighting of allocations among broad asset classes to seek to capture market returns), tactical asset allocation (generally, the weighting of allocations to various sub-categories within broad asset classes to seek to add value relative to the general strategic allocations) and fund selection. Fund assets are invested in underlying funds with equity exposure across the small to large capitalization range, as well as across value and growth styles as well as core or blend styles which exhibit both growth and value characteristics. Fund assets may also be invested in underlying funds with exposure to fixed income securities issued by a variety of issuers and across a range of maturities and credit quality. Broad economic and market factors, as well as diversification and risk management, are considered in assessing the strategic and tactical components of the allocation. The analysis in selecting underlying funds includes an assessment of a fund’s past performance, volatility and other risk characteristics, and correlation with other funds and benchmarks. It also includes an assessment of the underlying fund’s investment strategies, investment process and portfolio management team.

The Fund does not have target ranges for the allocation of assets among asset classes or individual underlying funds and there is no maximum or minimum exposure that the Fund must maintain with respect to any asset class. Accordingly, the Fund’s exposure to different asset classes and underlying funds will be adjusted to take advantage of current or expected market conditions, or to manage risk. From time to time, the Fund may own a majority of the shares of an underlying fund managed by the Adviser. As of the date of this prospectus, the Fund intends to allocate substantially all of its assets among the North Square Oak Ridge Disciplined Growth Fund, North Square Dynamic Small Cap Fund, North Square International Small Cap Fund, North Square Oak Ridge Dividend Growth Fund and North Square Global Resources & Infrastructure Fund, and expects to invest 25% or more of its assets in the North Square Oak Ridge Disciplined Growth Fund and North Square Dynamic Small Cap Fund.

### **Principal Risks of Investing**

Risk is inherent in all investing. A summary description of certain principal risks of investing in the Fund is set forth below. The Fund’s exposure to the risks discussed below may be through the Fund’s direct investments or indirect through the Fund’s investments in underlying funds. Before you decide whether to invest in the Fund, carefully consider these risk factors and special considerations associated with investing in the Fund, which may cause investors to lose money. There can be no assurance that the Fund will achieve its investment objective. An investment in the Fund is not a deposit of the bank and is not insured or guaranteed by the Federal Deposit Insurance Corporation or any other government agency.

**Bank Loan Risk.** Bank loans and loan participations are subject to credit risk, including the risk of nonpayment of principal or interest. Also, substantial increases in interest rates may cause an increase in loan defaults. Although the loans may be fully collateralized at the time of acquisition, the collateral may decline in value, be relatively illiquid, or lose all or substantially all of its value subsequent to investment. Many loans are relatively illiquid or subject to restrictions on resale or assignment and may be difficult to value, which will have an adverse impact on the ability to dispose of particular bank loans in a favorable or timely fashion. Bank loans may also be subject to extension risk and prepayment risk. Transactions in bank loans are often subject to longer settlement periods (in excess of the standard T+2 days settlement cycle for most securities and often longer than seven days). As a result, sale proceeds potentially will not be available to the Fund to make additional investments or to use proceeds to meet its current redemption obligations. The Fund thus is subject to the risk of selling other investments at disadvantageous times or prices, or taking other actions necessary

to raise cash to meet its redemption obligations such as borrowing from a bank or holding additional cash, which could result in losses to the Fund. In addition, bank loans and other similar instruments may not be considered “securities” and, as a result, the Fund may not be entitled to rely on the anti-fraud protections under the federal securities laws and instead may have to resort to state law and direct claims.

**Convertible Securities Risk.** Convertible securities are subject to market and interest rate risk and credit risk. When the market price of the equity security underlying a convertible security decreases the convertible security tends to trade on the basis of its yield and other fixed income characteristics, and is more susceptible to credit and interest rate risks. When the market price of such equity security rises, the convertible security tends to trade on the basis of its equity conversion features and be more exposed to market risk. Convertible securities are typically issued by smaller capitalized companies with stock prices that may be more volatile than those of other companies.

**Credit Risk.** If an issuer or guarantor of a debt security held by the Fund or a counterparty to a financial contract with the Fund defaults or is downgraded or is perceived to be less creditworthy, or if the value of the assets underlying a security declines, the value of the Fund’s portfolio will typically decline.

**Currency Risk.** The values of investments in securities denominated in foreign currencies increase or decrease as the rates of exchange between those currencies and the U.S. Dollar change. Currency conversion costs and currency fluctuations could erase investment gains or add to investment losses. Currency exchange rates can be volatile and are affected by factors such as general economic conditions, the actions of the United States and foreign governments or central banks, the imposition of currency controls, and speculation.

**Emerging Market Risk.** Many of the risks with respect to foreign investments are more pronounced for investments in issuers in developing or emerging market countries. Emerging market countries tend to have more government exchange controls, more volatile interest and currency exchange rates, less market regulation, and less developed economic, political and legal systems than those of more developed countries. In addition, emerging market countries may experience high levels of inflation and may have less liquid securities markets and less efficient trading and settlement systems.

**Equity Risk.** The value of the equity securities held by the Fund may fall due to general market and economic conditions, perceptions regarding the industries in which the issuers of securities held by the Fund participate, or factors relating to specific companies in which the Fund invests.

**ETF and Mutual Funds Risk.** The Fund’s investment in ETFs and mutual funds (including other funds managed by the Adviser), generally reflects the risks of owning the underlying securities the ETF or mutual fund holds. It may also be more expensive for the Fund to invest in an ETF or mutual fund than to own the portfolio securities of these investment vehicles directly. An ETF may also trade at a discount to its net asset value. Investing in ETFs or mutual funds involves duplication of advisory fees and certain other expenses. The Fund will pay brokerage commissions in connection with the purchase and sale of shares of ETFs. In addition, the Fund may invest in underlying funds which invest a larger portion of their assets in one or more sectors than many other mutual funds, and thus will be more susceptible to negative events affecting those sectors.

The Fund may invest in affiliated mutual funds managed by North Square. The Adviser or Sub-Adviser may be subject to potential conflicts of interest in selecting underlying funds because the fees paid to it by certain affiliated underlying funds are higher than the fees paid by other affiliated and unaffiliated underlying funds. To the extent the Fund invests a significant percentage of its assets in any one affiliated mutual fund or across multiple affiliated mutual funds, the Fund will be subject to a greater degree to the risks particular to the investment strategies employed by the Adviser or Sub-Adviser.

**Fixed Income Securities Risk.** The prices of fixed income securities respond to economic developments, particularly interest rate changes, as well as to changes in an issuer’s credit rating or market perceptions about the creditworthiness of an issuer.

**Foreign Investment Risk.** The Fund’s investments in underlying funds that invest in foreign stocks or the Fund’s direct investments in foreign securities can be riskier than U.S. stock investments. The prices of foreign securities may be more volatile than the prices of securities of U.S. issuers because of economic and social conditions abroad, political developments, and changes in the regulatory environments of foreign countries. In addition, changes in exchange rates

and interest rates may adversely affect the values of the Fund's foreign investments. Foreign companies are generally subject to different legal and accounting standards than U.S. companies, and foreign financial intermediaries may be subject to less supervision and regulation than U.S. financial firms. Foreign securities include ADRs and GDRs. Unsponsored ADRs and GDRs are organized independently and without the cooperation of the foreign issuer of the underlying securities, and involve additional risks because U.S. reporting requirements do not apply. In addition, the issuing bank may deduct shareholder distribution, custody, foreign currency exchange, and other fees from the payment of dividends.

**Government-Sponsored Entities Risk.** The Fund's investment in U.S. government obligations may include securities issued or guaranteed as to principal and interest by the U.S. government, or its agencies or instrumentalities. There can be no assurance that the U.S. government would provide financial support to its agencies or instrumentalities (including government-sponsored enterprises) when it is not obligated to do so.

**Growth-Oriented Investment Strategies Risk.** Growth funds generally focus on stocks of companies believed to have above-average potential for growth in revenue and earnings. Growth securities typically are very sensitive to market movements because their market prices frequently reflect projections of future earnings or revenues, and when it appears that those expectations will not be met, the prices of growth securities typically fall.

**High Yield ("Junk") Bond Risk.** High yield bonds are debt securities rated below investment grade (often called "junk bonds"). Junk bonds are speculative, involve greater risks of default, downgrade, or price declines and are more volatile and tend to be less liquid than investment-grade securities. Companies issuing high yield bonds are less financially strong, are more likely to encounter financial difficulties, and are more vulnerable to adverse market events and negative sentiments than companies with higher credit ratings.

**Inflation-Linked Securities Risk.** Inflation-linked debt securities are subject to the effects of changes in market interest rates caused by factors other than inflation (real interest rates). In general, the price of an inflation-linked security tends to decline when real interest rates increase. Unlike conventional bonds, the principal and interest payments of inflation-linked securities such as Treasury inflation-protected securities ("TIPS") are adjusted periodically to a specified rate of inflation (e.g. the Consumer Price Index). There can be no assurance that the inflation index used will accurately measure the actual rate of inflation. These securities may lose value in the event that the actual rate of inflation is different than the rate of the inflation index.

**Interest Rate Risk.** Generally fixed income securities decrease in value if interest rates rise and increase in value if interest rates fall, with longer-term and lower rated securities being more volatile than shorter-term securities and higher rated securities. Falling interest rates also create the potential for a decline in the Fund's income. Changes in governmental policy, rising inflation rates, and general economic developments, among other factors, could cause interest rates to increase and could have a substantial and immediate effect on the values of the Fund's investments. In addition, a potential rise in interest rates may result in periods of volatility and increased redemptions that might require the Fund to liquidate portfolio securities at disadvantageous prices and times. Risks associated with rising interest rates are heightened given that interest rates in the U.S. have been at near historic lows. Interest rates have recently increased and are likely to continue to increase in the future with unpredictable effects on the financial markets and the Fund's investments.

**IPO Risk.** The market value of IPO shares will fluctuate considerably due to factors such as the absence of a prior public market, unseasoned trading, the small number of shares available for trading and limited information about the issuer. The purchase of IPO shares may involve high transaction costs. IPO shares are subject to market risk and liquidity risk.

**Large Cap Company Risk.** Larger, more established companies may be unable to attain the high growth rates of successful, smaller companies during periods of economic expansion.

**Liquidity Risk.** The Fund may not be able to sell some or all of the investments that it holds due to a lack of demand in the marketplace or other factors such as market turmoil, or if the Fund is forced to sell an illiquid asset to meet redemption requests or other cash needs it may only be able to sell those investments at a loss. Illiquid assets may also be difficult to value.



**Management and Strategy Risk.** The value of your investment depends on the judgment of the Adviser or Sub-Adviser about the quality, relative yield, value or market trends affecting a particular security, industry, sector or region, which may prove to be incorrect. Investment strategies employed by the Adviser or Sub-Adviser in selecting investments for the Fund may not result in an increase in the value of your investment or in overall performance equal to other investments. To the extent that the Fund invests a significant percentage of its assets in any one underlying fund, the Fund will be subject to a greater degree to the risks particular to that underlying fund, and may experience greater volatility as a result.

**Market Risk.** The market price of a security or instrument may decline, sometimes rapidly or unpredictably, due to general market conditions that are not specifically related to a particular company, such as real or perceived adverse economic or political conditions throughout the world, changes in the general outlook for corporate earnings, changes in interest or currency rates or adverse investor sentiment generally. The market value of a security or instrument also may decline because of factors that affect a particular industry or industries, such as labor shortages or increased production costs and competitive conditions within an industry.

**Mortgage-Backed and Asset-Backed Securities Risk.** Mortgage-backed and asset-backed securities represent interests in “pools” of mortgages or other assets, including consumer loans or receivables held in trust. Mortgage-backed securities are subject to “prepayment risk” (the risk that borrowers will repay a loan more quickly in periods of falling interest rates) and “extension risk” (the risk that borrowers will repay a loan more slowly in periods of rising interest rates). If the Fund invests in mortgage-backed or asset-backed securities that are subordinated to other interests in the same pool, the Fund may only receive payments after the pool’s obligations to other investors have been satisfied. An unexpectedly high rate of defaults on the assets held by a pool may limit substantially the pool’s ability to make payments of principal or interest to the Fund, reducing the values of those securities or in some cases rendering them worthless. The Fund’s investments in other asset-backed securities are subject to risks similar to those associated with mortgage-backed securities, as well as additional risks associated with the nature of the assets and the servicing of those assets.

**Municipal Securities Risk.** Prices of municipal securities rise and fall in response to interest rate changes and local political and economic factors may adversely affect the value and liquidity of these securities. In addition, the Fund’s investments in municipal securities are subject to the risks associated with a lack of liquidity in the municipal bond market. The value of municipal securities also may be affected more by supply and demand factors or the creditworthiness of the issuer than by market interest rates. Repayment of municipal securities depends on the ability of the issuer or project backing such securities to generate taxes or revenues.

**Preferred Stock Risk.** Preferred stock represents an equity interest in a company that generally entitles the holder to receive, in preference to the holders of other stocks such as common stock, dividends and a fixed share of the proceeds resulting from a liquidation of the company. The market value of preferred stock is subject to company-specific and market risks applicable generally to equity securities and is also sensitive to changes in the company’s creditworthiness, the ability of the company to make payments on the preferred stock, and changes in interest rates, typically declining in value if interest rates rise.

**Small Cap and Mid Cap Company Risk.** The securities of small capitalization and mid capitalization companies may be subject to more abrupt or erratic market movements and may have lower trading volumes or more erratic trading than securities of larger, more established companies or market averages in general. In addition, such companies typically are more likely to be adversely affected than large capitalization companies by changes in earning results, business prospects, investor expectations or poor economic or market conditions.

**Value-Oriented Investment Strategies Risk.** Value stocks are those that are believed to be undervalued in comparison to their peers due to adverse business developments or other factors. Value investing is subject to the risk that the market will not recognize a security’s inherent value for a long time or at all, or that a stock judged to be undervalued may actually be appropriately priced or overvalued. In addition, during some periods (which may be extensive) value stocks generally may be out of favor in the markets.

**Warrants and Rights Risk.** Warrants and rights may lack a liquid secondary market for resale. The prices of warrants and rights may fluctuate as a result of speculation or other factors. Warrants and rights can provide a greater potential for profit or loss than an equivalent investment in the underlying security. Prices of warrants and rights do not necessarily

move in tandem with the prices of their underlying securities and are highly volatile and speculative investments. If a warrant or right expires without being exercised, the Fund will lose any amount paid for the warrant or right.

**Performance**

The bar chart and table below provide some indication of the risks of investing in the Fund by showing changes in the performance of the Fund’s Class A shares from year to year and by showing how the average annual total returns of each class of the Fund compare with the average annual total returns of the Russell 1000 Growth Index, a broad-based market index, and the Russell 3000 Growth Index, an additional broad-based market index. Performance for classes other than those shown may vary from the performance shown to the extent the expenses for those classes differ. Updated performance information is available at the Fund’s website, [www.northsquareinvest.com](http://www.northsquareinvest.com), or by calling the Fund at 1-855-551-5521.

The Fund has adopted the historical performance of the Oak Ridge Multi Strategy Fund, a former series of Investment Managers Series Trust (the “Predecessor Fund”), as a result of a reorganization consummated after the close of business on May 10, 2019, in which the Fund acquired all of the assets, subject to the liabilities, of the Predecessor Fund. The performance information presented below for periods prior to the close of business on May 10, 2019 reflects the performance of the Predecessor Fund. At the time of the reorganization, the Fund and the Predecessor Fund had substantially identical investment strategies. Prior to the reorganization, the Fund was a “shell” fund with no assets and had not yet commenced operations.

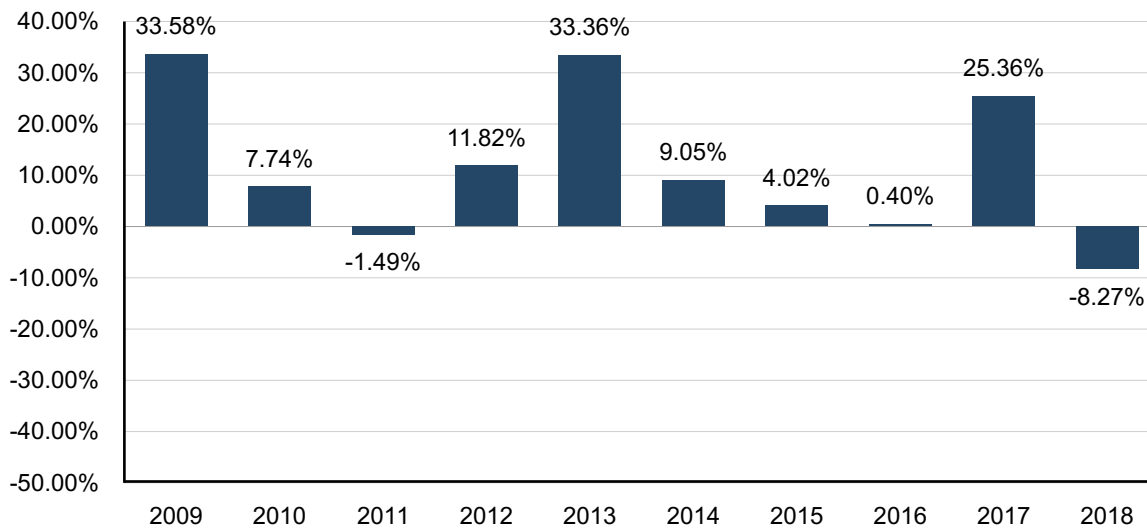
The performance information presented below for periods prior to October 17, 2014 is based on the performance of Pioneer Oak Ridge Large Cap Growth Fund (the “Prior Predecessor Fund”), which was acquired as the result of a reorganization between the Predecessor Fund and Prior Predecessor Fund. At the time of the reorganization, the Predecessor Fund and the Prior Predecessor Fund had substantially identical investment strategies.

On July 18, 2017, the Predecessor Fund’s investment strategy changed. Prior to July 18, 2017, the Predecessor Fund invested primarily in equity securities of large capitalization companies with above average potential for earnings growth. Accordingly, the performance information presented below for periods prior to July 18, 2017 is based on the Predecessor Fund’s prior investment strategy.

The Fund’s past performance, before and after taxes, is not necessarily an indication of how the Fund will perform in the future. Sales loads are not reflected in the bar chart, and if those charges were included, returns would be less than those shown.

**Calendar-Year Total Return (before taxes) for Class A Shares**

For each calendar year at NAV



The year-to-date return as of March 31, 2019 was 13.16%.

<b>Class A</b>		
Highest Calendar Quarter Return at NAV (non-annualized)	16.34%	Quarter ended 03/31/2012
Lowest Calendar Quarter Return at NAV (non-annualized)	-21.950%	Quarter ended 12/31/2008

<b>Average Annual Total Returns (for periods ended December 31, 2018)</b>	<b>1 Year</b>	<b>5 Years</b>	<b>10 Years</b>
Class A - Return Before Taxes	-8.27%	5.71%	10.81%
Class A - Return After Taxes on Distributions	-15.69%	3.94%	9.87%
Class A - Return After Taxes on Distributions and Sale of Fund Shares	0.88%	4.58%	9.02%
Class C - Return Before Taxes	-8.79%	4.83%	9.86%
Class I - Return Before Taxes	-7.72%	5.87%	11.00%
Russell 3000 Growth Index (reflects no deduction for fees, expenses or taxes)	-5.24%	7.91%	13.18%
Russell 1000 Growth Index (reflects no deduction for fees, expenses or taxes)	-1.51%	10.40%	15.29%

After-tax returns are calculated using the historical highest individual federal marginal income tax rates and do not reflect the impact of state and local taxes. Actual after-tax returns depend on an investor's tax situation and may differ from those shown. After-tax returns shown are not relevant to investors who hold their Fund shares through tax-deferred arrangements, such as 401(k) plans or individual retirement accounts. After-tax returns are shown for Class A shares only and after-tax returns for classes other than Class A will vary from returns shown for Class A shares.

#### **Investment Adviser and Sub-Adviser**

North Square Investments, LLC is the Fund's investment adviser. Oak Ridge Investments, LLC is the Fund's investment sub-adviser.

#### **Portfolio Managers**

The Sub-Adviser's portfolio management team is comprised of David M. Klaskin, Chief Executive Officer and Chief Investment Officer of the Sub-Adviser, and Robert G. McVicker, Executive Vice President and Senior Portfolio Manager of the Sub-Adviser. Messrs. Klaskin and McVicker are jointly and primarily responsible for the day-to-day management of the Fund's portfolio and have been since the Prior Predecessor Fund's inception in 1999.

#### **Purchase and Sale of Fund Shares**

To purchase shares of the Fund, you must invest at least the minimum amount.

<b>Minimum Investments</b>	<b>To Open Your Account</b>	<b>To Add to Your Account</b>
<b>Class A and C Shares</b>		
All Accounts	\$1,000	\$100
<b>Class I Shares</b>		
All Accounts	\$1,000,000	None

Fund shares are redeemable on any business day the New York Stock Exchange (the "NYSE") is open for business, by written request or by telephone.

#### **Tax Information**

The Fund's distributions are generally taxable, and will ordinarily be taxed as ordinary income, qualified dividend income or capital gains, unless you are investing through a tax-advantaged arrangement, such as a 401(k) plan or an individual

retirement account. Shareholders investing through such tax-advantaged arrangements may be taxed later upon withdrawal of monies from those arrangements.

**Payments to Broker-Dealers and Other Financial Intermediaries**

If you purchase shares of the Fund through a broker-dealer or other financial intermediary (such as a bank), the Fund and its related companies may pay the intermediary for the sale of Fund shares and related services. These payments may create a conflict of interest by influencing the broker-dealer or other intermediary and your salesperson to recommend the Fund over another investment. Ask your salesperson or visit your financial intermediary's website for more information.

## SUMMARY SECTION – NORTH SQUARE OAK RIDGE DIVIDEND GROWTH FUND

### Investment Objective

The investment objective of the North Square Oak Ridge Dividend Growth Fund (the “Fund”) is current income and long-term capital appreciation.

### Fees and Expenses of the Fund

This table describes the fees and expenses that you may pay if you buy and hold shares of the Fund.

You may qualify for sales charge discounts if you and your family invest, or agree to invest in the future, at least \$50,000 in Class A shares of the Fund. More information about these and other discounts is available from your financial professional and in the section titled “Class A Shares” on page 68 of this Prospectus and in “APPENDIX A – Waivers and Discounts Available from Intermediaries” of the Prospectus.

	Class A Shares	Class I Shares
<b>Shareholder Fees</b> <i>(fees paid directly from your investment)</i>		
Maximum sales charge (load) imposed on purchases (as a percentage of offering price)	5.75%	None
Maximum deferred sales charge (load) (as a percentage of the lesser of the value redeemed or the amount invested)	1.00%	None
Redemption fee (as a percentage of amount redeemed)	None	None
Wire fee	\$20	\$20
Overnight check delivery fee	\$25	\$25
Retirement account fees (annual maintenance fee)	\$15	\$15
<b>Annual Fund Operating Expenses</b> <i>(expenses that you pay each year as a percentage of the value of your investment)</i>		
Management fees	0.75%	0.75%
Distribution and service (Rule 12b-1) fees	0.25%	None
Other expenses	1.41%	1.41%
Shareholder servicing fee	0.06%	0.06%
All other expenses	1.35%	1.35%
Total annual fund operating expenses <sup>2</sup>	2.41%	2.16%
Fees waived and/or expenses reimbursed	(1.16)%	(1.16)%
<b>Total annual fund operating expenses after waiving fees and/ or reimbursing expenses<sup>2,3</sup></b>	<b>1.25%</b>	<b>1.00%</b>

- No sales charge applies on investments of \$500,000 or more, but a contingent deferred sales charge (“CDSC”) of 1.00% will be imposed on certain redemptions of such shares within 12 months of the date of purchase.
- The total annual fund operating expenses and net operating expenses do not correlate to the ratio of expenses to average net assets appearing in the financial highlights table, which reflects only the operating expenses of the Fund and does not include acquired fund fees and expenses.
- North Square Investments, LLC (“North Square” or the “Adviser”), the Fund’s investment adviser, has contractually agreed to waive its fees and/or pay for or reimburse operating expenses of the Fund to ensure that total annual fund operating expenses (excluding any taxes, leverage interest, brokerage commissions, dividend and interest expenses on short sales, any acquired fund fees and expenses, expenses incurred in connection with any merger or reorganization, and extraordinary expenses such as litigation expenses) do not exceed 1.25% and 1.00% of the average daily net assets of Class A and Class I shares of the Fund, respectively. This agreement is in effect until May 10, 2029, and it may be terminated before that date only by the Trust’s Board of Trustees. North Square is permitted to seek reimbursement from the Fund, subject to certain limitations, of fees waived, payments made or expenses reimbursed to the Fund for a period ending three full years after the date of the waiver, payment or

reimbursement. This reimbursement may be requested by the Fund if the reimbursement will not cause the Fund's annual expense ratio to exceed the lesser of (a) the expense limitation amount in effect at the time such fees were waived, payments made or expenses reimbursed, or (b) the expense limitation amount in effect at the time of the reimbursement.

### **Example**

This example is intended to help you compare the cost of investing in the Fund with the cost of investing in other mutual funds. The example assumes that you invest \$10,000 in the Fund for the time periods indicated and then redeem all of your shares at the end of those periods. The example also assumes that your investment has a 5% return each year and that the Fund's operating expenses remain the same (taking into account the contractual fee waiver for all ten years).

Although your actual costs may be higher or lower, based on these assumptions your costs would be:

	<b>One Year</b>	<b>Three Years</b>	<b>Five Years</b>	<b>Ten Years</b>
Class A shares	\$695	\$949	\$1,222	\$1,999
Class I shares	\$102	\$318	\$552	\$1,225

### **Portfolio Turnover**

The Fund pays transaction costs, such as commissions, when it buys and sells securities (or "turns over" its portfolio). A higher portfolio turnover may indicate higher transaction costs and may result in higher taxes when Fund shares are held in a taxable account. These costs, which are not reflected in annual fund operating expenses or in the example, affect the Fund's performance. During the most recent fiscal year, the portfolio turnover rate for the Predecessor Fund (as that term is defined below) was 30% of the average value of its portfolio.

### **Principal Investment Strategies**

In seeking to achieve the Fund's investment objective, North Square Investments, LLC ("North Square" or the "Adviser"), the Fund's investment adviser has selected Oak Ridge Investments, LLC (the "Sub-Adviser") to serve as the Fund's investment sub-adviser (the "Sub-Adviser") and allocates the Fund's assets to the Sub-Adviser. The Adviser retains the ability to manage all or a portion of the Fund's assets directly.

Under normal market conditions, the Fund will invest at least 80% of its net assets (plus borrowings for investment purposes) in equity securities that have a record of paying dividends over at least a trailing one year period. The Fund will invest primarily in large cap U.S. companies with market capitalizations of \$5 billion or higher at the time of initial purchase.

The Fund's equity investments include common stock, and can include preferred stock, depositary receipts, exchange-traded funds ("ETFs"), rights and warrants. The Fund may also invest in American Depositary Receipts ("ADRs"). The Fund will invest in a diversified portfolio of securities typically spread across many economic sectors.

The Sub-Adviser uses a bottom-up approach that involves quantitative and qualitative review of companies to seek to identify those exhibiting consistent dividend payments and favorable fundamentals, including a dividend payout ratio and earnings growth, that indicate an ability to sustain above average growth in dividends. The Fund's dividend yield will be comparable to the S&P 500 Index average yield, with each stock evaluated as having the potential to increase future dividends at a rate above the S&P 500 Index. In addition, the Sub-Adviser uses a "growth" style of management to seek to identify companies with: consistent earnings growth, rising earnings estimates, healthy forecasted earnings growth and reasonable valuations.

### **Principal Risks of Investing**

Risk is inherent in all investing. A summary description of certain principal risks of investing in the Fund is set forth below. Before you decide whether to invest in the Fund, carefully consider these risk factors associated with investing in the Fund, which may cause investors to lose money. There can be no assurance that the Fund will achieve its investment objective. An investment in the Fund is not a deposit of the bank and is not insured or guaranteed by the Federal Deposit Insurance Corporation or any other government agency.

**Equity Risk.** The value of the equity securities held by the Fund may fall due to general market and economic conditions, perceptions regarding the industries in which the issuers of securities held by the Fund participate, or factors relating to specific companies in which the Fund invests.

**ETF Risk.** Investing in an ETF will provide the Fund with exposure to the securities comprising the index on which the ETF is based and will expose the Fund to risks similar to those of investing directly in those securities. Shares of ETFs typically trade on securities exchanges and may at times trade at a premium or discount to their net asset values. In addition, an ETF may not replicate exactly the performance of the benchmark index it seeks to track for a number of reasons, including transaction costs incurred by the ETF, the temporary unavailability of certain index securities in the secondary market or discrepancies between the ETF and the index with respect to the weighting of securities or the number of securities held. Investing in ETFs, which are investment companies, involves duplication of advisory fees and certain other expenses. The Fund will pay brokerage commissions in connection with the purchase and sale of shares of ETFs.

**Foreign Investment Risk.** The prices of foreign securities may be more volatile than the prices of securities of U.S. issuers because of economic and social conditions abroad, political developments, and changes in the regulatory environments of foreign countries. In addition, changes in exchange rates and interest rates may adversely affect the values of the Fund's foreign investments. Foreign companies are generally subject to different legal and accounting standards than U.S. companies, and foreign financial intermediaries may be subject to less supervision and regulation than U.S. financial firms. Foreign securities include ADRs and Global Depositary Receipts ("GDRs"). Un-sponsored ADRs involve additional risks because U.S. reporting requirements do not apply and the issuing bank will recover shareholder distribution costs from changes in share prices and payment of dividends.

**Growth-Oriented Investment Strategies Risk.** Growth funds generally focus on stocks of companies believed to have above-average potential for growth in revenue and earnings. Growth securities typically are very sensitive to market movements because their market prices frequently reflect projections of future earnings or revenues, and when it appears that those expectations will not be met, the prices of growth securities typically fall. Prices of these companies' securities may be more volatile than those of other securities, particularly over the short term.

**Large Cap Company Risk.** Larger, more established companies may be unable to attain the high growth rates of successful, smaller companies during periods of economic expansion.

**Management and Strategy Risk.** The value of your investment depends on the judgment of the Adviser or Sub-Adviser about the quality, relative yield, value or market trends affecting a particular security, industry, sector or region, which may prove to be incorrect. Investment strategies employed by the Adviser or Sub-Adviser in selecting investments for the Fund may not result in an increase in the value of your investment or in overall performance equal to other investments.

**Market Risk.** The market price of a security or instrument may decline, sometimes rapidly or unpredictably, due to general market conditions that are not specifically related to a particular company, such as real or perceived adverse economic or political conditions throughout the world, changes in the general outlook for corporate earnings, changes in interest or currency rates or adverse investor sentiment generally. The market value of a security or instrument also may decline because of factors that affect a particular industry or industries, such as labor shortages or increased production costs and competitive conditions within an industry.

**Preferred Stock Risk.** Preferred stock represents an equity interest in a company that generally entitles the holder to receive, in preference to the holders of other stocks such as common stock, dividends and a fixed share of the proceeds resulting from a liquidation of the company. The market value of preferred stock is subject to company-specific and market risks applicable generally to equity securities and is also sensitive to changes in the company's creditworthiness, the ability of the company to make payments on the preferred stock, and changes in interest rates, typically declining in value if interest rates rise.

**Sector Focus Risk.** The Fund may invest a larger portion of its assets in one or more sectors than many other mutual funds, and thus will be more susceptible to negative events affecting those sectors. For example, as of May 31, 2018, 28.5% of the Fund's assets were invested in the information technology sector. Performance of companies in the

information technology sector may be adversely impacted by many factors, including, among others, intense competition, consumer preferences, problems with product compatibility and government regulation.

**Warrants and Rights Risk.** Warrants and rights may lack a liquid secondary market for resale. The prices of warrants and rights may fluctuate as a result of speculation or other factors. Warrants and rights can provide a greater potential for profit or loss than an equivalent investment in the underlying security. Prices of warrants and rights do not necessarily move in tandem with the prices of their underlying securities and are highly volatile and speculative investments. If a warrant or right expires without being exercised, the Fund will lose any amount paid for the warrant or right.

### **Performance**

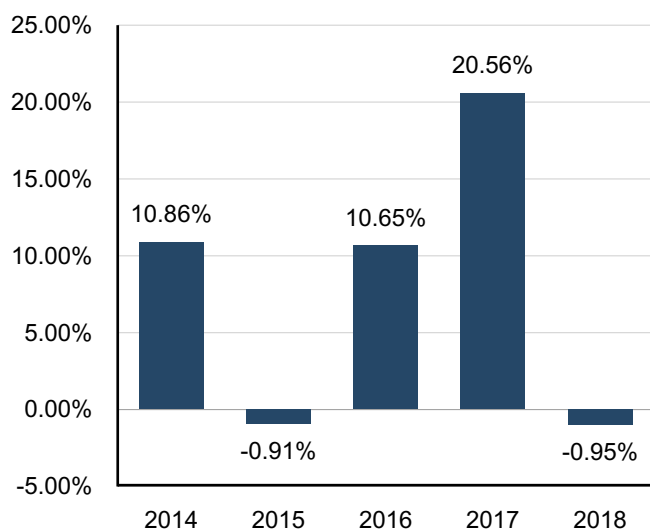
The bar chart and table below provide some indication of the risks of investing in the Fund by showing changes in the performance of the Fund's Class I shares from year to year and by showing how the average annual total returns of each class of the Fund compare with the average annual total returns of a broad-based market index. Performance for classes other than those shown may vary from the performance shown to the extent the expenses for those classes differ. Updated performance information is available at the Fund's website, [www.northsquareinvest.com](http://www.northsquareinvest.com), or by calling the Fund at 1-855-551-5521.

The Fund has adopted the historical performance of the Oak Ridge Dividend Growth Fund, a former series of Investment Managers Series Trust (the "Predecessor Fund"), as a result of a reorganization consummated after the close of business on May 10, 2019, in which the Fund acquired all of the assets, subject to the liabilities, of the Predecessor Fund. The performance information presented below for periods prior to the close of business on May 10, 2019 reflects the performance of the Predecessor Fund. At the time of the reorganization, the Fund and the Predecessor Fund had substantially identical investment strategies. Prior to the reorganization, the Fund was a "shell" fund with no assets and had not yet commenced operations.

The Fund's past performance, before and after taxes, is not necessarily an indication of how the Fund will perform in the future. Sales loads are not reflected in the bar chart, and if those charges were included, returns would be less than those shown.

### **Calendar-Year Total Return (before taxes) for Class I Shares**

For each calendar year at NAV



The year-to-date return as of March 31, 2019 was 10.23%.



<b>Class I</b>		
Highest Calendar Quarter Return at NAV (non-annualized)	7.52%	Quarter ended 12/31/2017
Lowest Calendar Quarter Return at NAV (non-annualized)	-7.10%	Quarter ended 09/30/2015

<b>Average Annual Total Returns (for periods ended December 31, 2018)</b>				<b>Inception</b>
	<b>1 Year</b>	<b>5 Year</b>	<b>Since Inception</b>	<b>Date/From</b>
Class I - Return Before Taxes	-0.95%	7.74%	9.74%	6/28/13
Class I - Return After Taxes on Distributions	-1.80%	7.11%	9.13%	6/28/13
Class I - Return After Taxes on Distributions and Sale of Fund Shares	-0.20%	5.99%	7.65%	6/28/13
Class A - Return Before Taxes	-1.13%	7.48%	9.30%	6/28/13
S&P 500 Index (reflects no deduction for fees, expenses or taxes)	-4.38%	8.49%	10.67%	6/28/13

After-tax returns are calculated using the historical highest individual federal marginal income tax rates and do not reflect the impact of state and local taxes. Actual after-tax returns depend on an investor's tax situation and may differ from those shown. After-tax returns shown are not relevant to investors who hold their Fund shares through tax-deferred arrangements, such as 401(k) plans or individual retirement accounts. After-tax returns are shown for Class I shares only and after-tax returns for classes other than Class I will vary from returns shown for Class I shares.

#### **Investment Adviser and Sub-Adviser**

North Square Investments, LLC is the Fund's investment adviser. Oak Ridge Investments, LLC is the Fund's investment sub-adviser.

#### **Portfolio Manager**

The Sub-Adviser's portfolio manager is David M. Klaskin, Chief Executive Officer and Chief Investment Officer of the Sub-Adviser. He is primarily responsible for the day-to-day management of the Fund's portfolio and has been since the Predecessor Fund's inception on June 28, 2013.

#### **Purchase and Sale of Fund Shares**

To purchase shares of the Fund, you must invest at least the minimum amount.

<b>Minimum Investments</b>	<b>To Open Your Account</b>	<b>To Add to Your Account</b>
<b>Class A Shares</b>		
All Accounts	\$1,000	\$100
<b>Class I Shares</b>		
All Accounts	\$1,000,000	None

Fund shares are redeemable on any business day the New York Stock Exchange (the "NYSE") is open for business, by written request or by telephone.

#### **Tax Information**

The Fund's distributions are generally taxable, and will ordinarily be taxed as ordinary income, qualified dividend income or capital gains, unless you are investing through a tax-advantaged arrangement, such as a 401(k) plan or an individual retirement account. Shareholders investing through such tax-advantaged arrangements may be taxed later upon withdrawal of monies from those arrangements.

#### **Payments to Broker-Dealers and Other Financial Intermediaries**

If you purchase shares of the Fund through a broker-dealer or other financial intermediary (such as a bank), the Fund and its related companies may pay the intermediary for the sale of Fund shares and related services. These payments may create a conflict of interest by influencing the broker-dealer or other intermediary and your salesperson to recommend

the Fund over another investment. Ask your salesperson or visit your financial intermediary's website for more information.

## **MORE ABOUT THE FUNDS' INVESTMENT OBJECTIVES, PRINCIPAL INVESTMENT STRATEGIES AND RISKS**

---

Each Fund's investment objective is not fundamental and may be changed by the Board of Trustees without shareholder approval, upon at least 60 days' prior written notice to shareholders before changing its investment objective. Should a Fund with a name suggesting a specific type of investment or industry change its policy of investing at least 80% of its assets (net assets, plus the amount of any borrowings for investment purposes) in the type of investment or industry suggested by its name, the Fund will provide shareholders at least 60 days' notice prior to making the change. The Fund's investment strategies and policies may be changed from time to time without shareholder approval or prior written notice, unless specifically stated otherwise in this Prospectus or the SAI. There can be no guarantee that the Fund will achieve its investment objective.

### **North Square Oak Ridge Small Cap Growth Fund**

#### ***Investment Objective***

The North Square Oak Ridge Small Cap Growth Fund seeks to provide capital appreciation.

The Fund's investment objective is not fundamental and may be changed by the Board of Trustees without shareholder approval, upon at least 60 days' prior written notice to shareholders before changing its investment objective. Should the Fund with a name suggesting a specific type of investment or industry change its policy of investing at least 80% of its assets (net assets, plus the amount of any borrowings for investment purposes) in the type of investment or industry suggested by its name, the Fund will provide shareholders at least 60 days' notice prior to making the change. The Fund's investment strategies and policies may be changed from time to time without shareholder approval or prior written notice, unless specifically stated otherwise in this Prospectus or the SAI. There can be no guarantee that the Fund will achieve its investment objective.

#### ***Principal Investment Strategies***

Under normal circumstances, the Fund invests at least 80% of its net assets (plus borrowings for investment purposes) in equity securities of small capitalization companies.

When making purchase decisions for the Fund, the Sub-Adviser uses a bottom-up approach that involves three primary components:

- **Research** — The Sub-Adviser analyzes research on potential investments from a wide variety of sources, including internally generated analysis and research provided by institutions and the brokerage community.
- **Fundamentals** — Once a potential investment is identified, the Sub-Adviser considers whether the issuer possesses certain attributes that the Sub-Adviser believes a “buy” candidate should possess.
- **Valuation** — Finally, the Sub-Adviser values companies by considering metrics such as price-to-sales ratios and price-to-earnings growth ratios within a peer group.

From this process, the Fund's portfolio managers construct a list of securities for the Fund to purchase.

The Sub-Adviser may sell all or a portion of the Fund's portfolio holding when, in its opinion, one or more of the following occurs: (1) the company's fundamentals deteriorate; (2) the security becomes overvalued; (3) the Sub-Adviser identifies a more attractive investment opportunity for the Fund; or (4) the Fund requires cash to meet redemption requests.

When the Sub-Adviser believes that current market, economic, political or other conditions are unsuitable and would impair the pursuit of the Fund's investment objective, the Fund may invest some or all of its assets in cash or cash equivalents, including but not limited to obligations of the U.S. Government, money market fund shares, commercial paper, certificates of deposit and/or bankers acceptances, as well as other interest bearing or discount obligations or debt instruments that carry an investment grade rating by a national rating agency. When the Fund takes a temporary defensive position, the Fund may not achieve its investment objective.

## North Square International Small Cap Fund

### *Investment Objective*

The North Square International Small Cap Fund seeks to provide long-term capital appreciation.

The Fund's investment objective is not fundamental and may be changed by the Board of Trustees without shareholder approval, upon at least 60 days' prior written notice to shareholders before changing its investment objective. Should the Fund with a name suggesting a specific type of investment or industry change its policy of investing at least 80% of its assets (net assets, plus the amount of any borrowings for investment purposes) in the type of investment or industry suggested by its name, the Fund will provide shareholders at least 60 days' notice prior to making the change. The Fund's investment strategies and policies may be changed from time to time without shareholder approval or prior written notice, unless specifically stated otherwise in this Prospectus or the SAI. There can be no guarantee that the Fund will achieve its investment objective.

### *Principal Investment Strategies*

The Fund invests primarily in a diversified portfolio of common stocks of non-U.S. companies. Under normal circumstances, the Fund will invest at least 80% of its net assets (including amounts borrowed for investment purposes) in equity securities of small capitalization companies. Small capitalization companies are considered to be companies with market capitalizations generally within the range of those companies included in the MSCI EAFE Small Cap Index (the "Index") at the time of purchase. The market capitalization range will be considered by country. Because small capitalization companies are defined by reference to an index, the range of market capitalization of companies in which the Fund invests may vary with market conditions and could fall outside of the Index's current capitalization range. Investment in companies that move above or below the capitalization range of the Index may continue to be held by the Fund in the discretion of the Sub-Adviser. As of June 30, 2018, the market capitalizations of companies included in the Index were between \$88.7 million and \$8.5 billion. The Fund will invest in non-U.S. markets, including emerging markets. The Fund will allocate its assets among various regions and countries. From time to time, a substantial portion of the Fund's assets may be invested in companies located in a single country. The Fund may at times invest a significant portion of its assets in a single sector.

The equity securities in which the Fund principally invests are common stocks, but the Fund also may invest in other types of equity securities, such as ETFs that invest substantially all of their assets in equity securities, equity interests in REITs, and preferred stocks. The Fund may invest in initial public offerings of companies.

Some of the Fund's investments in non-U.S. issuers are through investment in ADRs. ADRs are receipts that represent interests in foreign securities held on deposit by U.S. banks.

The Sub-Adviser uses proprietary systematic models to choose stocks which will comprise the Sub-Adviser's portfolio or "investment universe." The Sub-Adviser generates a composite score for each stock in its investment universe based on three internal models: Relative Value (to seek to detect mispriced stocks), Quality (to assess the sustainability of a company's operating performance), and Catalyst (to identify companies with changing financial expectations and changing levels of attention from investors). Each of these models is customized to the specifics of the underlying sector and region where they are applied. The score is intended to represent the Sub-Adviser's view of the attractiveness of a company relative to its industry, country, and other risk factors. The Sub-Adviser uses an automated technological process that updates the ranking for each stock in its investment universe daily. A prospective trade list is generated from these rankings to construct the desired portfolio.

Each model is designed to exploit a specific bias in the way most investors process information and make trades.

- The Relative Value model seeks to detect stocks that are mispriced relative to their peers. Multiple measures are used and weighted according to the stock's region, industry, size, risk, profitability and growth prospects, with the primary drivers being enterprise value models driven by EBITDA and free cash flow.
- The Quality model examines the full spectrum of financial statements to measure of a company's operating performance. Factors such as stability, financing activity, free cash flow, life cycle, working capital and asset structure are combined to identify companies that the Sub-Adviser believes are more or less likely than peers to sustain their performance targets.

- The Catalyst model employs a broad set of inputs, including fundamental, sentiment and technical measures to seek to identify companies with changing expectations and levels of attention. The Sub-Adviser believes that changing sentiment and attention are key drivers of many behavioral biases.

Each of these models is customized to the specifics of the underlying sector and region where they are applied.

The construction and daily optimization of the investment universe and subsequent generation of a prospective trade list are determined using the following key inputs:

- the stock selection scores which serve as forecasts of a company's risk adjusted return relative to its peers
- estimates of each stock's exposure to common risk factors
- co-variance (the degree to which returns on two risky assets move in tandem) of the historical returns of common factor returns
- transaction cost forecasts
- portfolio position size limits
- liquidity limits
- regional exposure allocation

Sell decisions are driven by changes in the underlying stock selection signals and risk forecasts. Stocks which have experienced a deterioration in their relative valuation, quality and/or catalyst measures are candidates for sale. The Sub-Adviser may also sell all or a portion of a position when the Fund requires cash to meet redemption requests.

When the Sub-Adviser believes that current market, economic, political or other conditions are unsuitable and would impair the pursuit of the Fund's investment objective, the Fund may invest some or all of its assets in cash or cash equivalents, including but not limited to obligations of the U.S. Government, money market fund shares, commercial paper, certificates of deposit and/or bankers acceptances, as well as other interest bearing or discount obligations or debt instruments that carry an investment grade rating by a national rating agency. When the Fund takes a temporary defensive position, the Fund may not achieve its investment objective.

## **North Square Dynamic Small Cap Fund**

### ***Investment Objective***

The North Square Dynamic Small Cap Fund seeks to provide long-term capital appreciation.

The Fund's investment objective is not fundamental and may be changed by the Board of Trustees without shareholder approval, upon at least 60 days' prior written notice to shareholders before changing its investment objective. Should the Fund with a name suggesting a specific type of investment or industry change its policy of investing at least 80% of its assets (net assets, plus the amount of any borrowings for investment purposes) in the type of investment or industry suggested by its name, the Fund will provide shareholders at least 60 days' notice prior to making the change. The Fund's investment strategies and policies may be changed from time to time without shareholder approval or prior written notice, unless specifically stated otherwise in this Prospectus or the SAI. There can be no guarantee that the Fund will achieve its investment objective.

### ***Principal Investment Strategies***

Under normal circumstances, the Fund will invest at least 80% of its net assets (including amounts borrowed for investment purposes) in equity securities of small capitalization U.S. companies. Small capitalization companies are considered to be companies with market capitalizations within the range of those companies included in the Russell 2000 Index (the "Index") at the time of purchase. Because small capitalization companies are defined by reference to an index, the range of market capitalization of companies in which the Fund invests may vary with market conditions and could fall outside of the Index's current capitalization range. Investment in companies that move above or below the capitalization range of the Index may continue to be held by the Fund in the discretion of the Sub-Adviser. As of May 31, 2018, the market capitalizations of companies included in the Russell 2000 Index were between \$5.9 million and \$11.9 billion. The Fund may at times invest a significant portion of its assets in a single sector.

The equity securities in which the Fund principally invests are common stocks, but the Fund also may invest in other types of equity securities, such as ETFs that invest substantially all of their assets in equity securities, equity interests in REITs, and preferred stocks. The Fund may invest in initial public offerings of companies.

The Fund may invest up to 20% of its total assets in equity securities of non-U.S. issuers. The Fund's investments in non-U.S. issuers primarily are through investment in ADRs. ADRs are receipts that represent interests in foreign securities held on deposit by U.S. banks

The Sub-Adviser uses proprietary systematic models to choose stocks which will comprise the Sub-Adviser's portfolio or "investment universe." The Sub-Adviser generates a composite score for each stock in its investment universe based on three internal models: Relative Value (to seek to detect mispriced stocks), Quality (to assess the sustainability of a company's operating performance), and Catalyst (to identify companies with changing financial expectations and changing levels of attention from investors). Each of these models is customized to the specifics of the underlying sector and region where they are applied. The score is intended to represent the Sub-Adviser's view of the attractiveness of a company relative to its industry, country, and other risk factors. The Sub-Adviser uses an automated technological process that updates the ranking for each stock in its investment universe daily. A prospective trade list is generated from these rankings to construct the desired portfolio. A prospective trade list is generated from these rankings to construct the desired portfolio.

Each model is designed to exploit a specific bias in the way most investors process information and make trades.

- The Relative Value model seeks to detect stocks that are mispriced relative to their peers. Multiple measures are used and weighted according to the stock's region, industry, size, risk, profitability and growth prospects, with the primary drivers being enterprise value models driven by EBITDA (Earnings Before Interest, Taxes, Depreciation and Amortization) and free cash flow.
- The Quality model examines the full spectrum of financial statements to measure a company's operating performance. Factors such as stability, financing activity, free cash flow, life cycle, working capital and asset structure are combined to identify companies that the Sub-Adviser believes are more or less likely than peers to sustain their performance targets.
- The Catalyst model employs a broad set of inputs, including fundamental, sentiment and technical measures to seek to identify companies with changing expectations and levels of attention. The Sub-Adviser believes that changing sentiment and attention are key drivers of many behavioral biases.

Each of these models is customized to the specifics of the underlying sector and region where they are applied.

The construction and daily optimization of the investment universe and subsequent generation of a prospective trade list are determined using the following key inputs:

- the stock selection scores, which serve as forecasts of a company's risk adjusted return relative to its peers
- estimates of each stock's exposure to common risk factors
- co-variance (the degree to which returns on two risky assets move in tandem) of the historical returns of common factor returns
- transaction cost forecasts
- portfolio position size limits
- liquidity limits

Sell decisions are driven by changes in the underlying stock selection signals and risk forecasts. Stocks which have experienced a deterioration in their relative valuation, quality and/or catalyst measures are candidates for sale. The Sub-Adviser may also sell all or a portion of a position of a holding when the Fund requires cash to meet redemption requests.

When the Sub-Adviser believes that current market, economic, political or other conditions are unsuitable and would impair the pursuit of the Fund's investment objective, the Fund may invest some or all of its assets in cash or cash equivalents, including but not limited to obligations of the U.S. Government, money market fund shares, commercial paper, certificates of deposit and/or bankers acceptances, as well as other interest bearing or discount obligations or debt instruments that carry an investment grade rating by a national rating agency. When the Fund takes a temporary defensive position, the Fund may not achieve its investment objective.

## North Square Oak Ridge Disciplined Growth Fund

### *Investment Objective*

The North Square Oak Ridge Disciplined Growth Fund seeks to provide long-term growth of capital.

The Fund's investment objective is not fundamental and may be changed by the Board of Trustees without shareholder approval, upon at least 60 days' prior written notice to shareholders before changing its investment objective. Should the Fund with a name suggesting a specific type of investment or industry change its policy of investing at least 80% of its assets (net assets, plus the amount of any borrowings for investment purposes) in the type of investment or industry suggested by its name, the Fund will provide shareholders at least 60 days' notice prior to making the change. The Fund's investment strategies and policies may be changed from time to time without shareholder approval or prior written notice, unless specifically stated otherwise in this Prospectus or the SAI. There can be no guarantee that the Fund will achieve its investment objective.

### *Principal Investment Strategies*

Under normal market conditions, the Fund will invest at least 80% of its net assets (including amounts borrowed for investment purposes) in equity securities of issuers that are organized in the United States and the securities of which are principally traded on a major U.S. exchange. The equity securities in which the Fund principally invests include common stocks, preferred stocks, ETFs that invest substantially all of their assets in equity securities, equity interests in REITs, warrants and rights. The Fund may also invest in IPOs of equity securities. From time to time, the Fund may have a significant portion of its assets in one or more market sectors, such as the information technology sector. The Fund will generally consist of a diversified all cap portfolio of between 40 to 70 holdings. The Fund will generally invest in companies with market capitalizations of \$500 million or greater at time of purchase. While the Fund may invest in equity securities of issuers in all market capitalization ranges, the majority of its holdings are expected to be in larger capitalization companies.

The Fund may invest up to 20% of its total assets in equity securities of non-U.S. issuers. The Fund's investments in non-U.S. issuers will be primarily through investments in ADRs. ADRs are receipts that represent interests in foreign securities held on deposit by U.S. banks.

When selecting securities for the Fund's portfolio, the Sub-Adviser uses a "growth" style of management to seek to identify companies with above average potential for earnings growth. A growth style of investing is based on the premise that, over the long term, stock price appreciation follows growth in earnings and revenues. Investment decisions are based primarily on the fundamental analysis of individual companies, rather than on broad economic forecasts. The Sub-Adviser's principal analytical technique involves seeking to identify companies with earnings and revenues that are not only growing, but growing at a sustainable pace with strong competitive advantages. When making purchase decisions for the Fund, the Sub-Adviser uses a bottom-up approach that involves three primary components:

- **Research** — The Sub-Adviser analyzes research on potential investments from a wide variety of sources, including internally generated analysis and research provided by institutions and the brokerage community.
- **Fundamentals** — Once a potential investment is identified, the Sub-Adviser considers whether the issuer possesses certain attributes that the Sub-Adviser believes a "buy" candidate should possess.
- **Valuation** — Finally, the Sub-Adviser values companies by considering metrics such as price-to-sales ratios, and price-to-earnings growth ratios within a peer group. From this process, the Fund's portfolio managers construct a list of securities for the Fund to purchase, within the context of appropriate portfolio diversification for the Fund.

When determining when to sell a particular holding, the Sub-Adviser will consider all of the following developments: (1) deteriorating fundamentals of the particular security; (2) the security becomes overvalued; (3) the Sub-Adviser identifies a more attractive investment opportunity for the Fund; (4) the Fund requires cash to meet redemption requests.

When the Sub-Adviser believes that current market, economic, political or other conditions are unsuitable and would impair the pursuit of the Fund's investment objective, the Fund may temporarily invest some or all of its assets in cash

or cash equivalents, including but not limited to obligations of the U.S. Government, money market fund shares, commercial paper, certificates of deposit and/or bankers acceptances, as well as other interest bearing or discount obligations or debt instruments that carry an investment grade rating by a national rating agency. When the Fund takes a temporary defensive position, the Fund may not achieve its investment objective.

## **North Square Multi Strategy Fund**

### ***Investment Objective***

The North Square Multi Strategy Fund seeks to provide capital appreciation.

The Fund's investment objective is not fundamental and may be changed by the Board of Trustees without shareholder approval, upon at least 60 days' prior written notice to shareholders before changing its investment objective. Should the Fund with a name suggesting a specific type of investment or industry change its policy of investing at least 80% of its assets (net assets, plus the amount of any borrowings for investment purposes) in the type of investment or industry suggested by its name, the Fund will provide shareholders at least 60 days' notice prior to making the change. The Fund's investment strategies and policies may be changed from time to time without shareholder approval or prior written notice, unless specifically stated otherwise in this Prospectus or the SAI. There can be no guarantee that the Fund will achieve its investment objective.

### ***Principal Investment Strategies***

The Fund is a "fund of funds" that seeks to achieve its investment objective by primarily investing in other mutual funds ("underlying funds"). The Fund primarily invests in mutual funds managed by North Square, the Fund's investment adviser, but may also invest in unaffiliated mutual funds or exchange-traded funds ("ETFs") to gain exposure to asset classes not available through a fund managed by the Adviser. In addition, the Fund may also invest directly in securities when the Sub-Adviser believes doing so is more likely to increase yield or enhance returns than investing in underlying funds.

The Fund is a multi-strategy fund that will invest directly or indirectly through underlying funds in the following asset classes:

- Equity securities of U.S. and foreign companies (including emerging market companies) of any market capitalization, including common stock, preferred stock, warrants, rights and initial public offerings ("IPOs"). Exposure to equity securities of foreign companies may be through American and Global Depositary Receipts ("ADRs" and "GDRs").
- Fixed income securities of U.S. and foreign issuers (including emerging market issuers) of any maturity and credit quality, including high-yield debt securities (often called "junk bonds"), investment grade debt securities, mortgage-related and other asset-backed securities, municipal bonds, U.S. Government securities, convertible securities, bank loans, inflation-linked investments and cash equivalents.

As part of the Sub-Adviser's multi-strategy investment process, the Fund's investments are allocated among underlying funds based on an evaluation of three strategies: strategic asset allocation (generally, the weighting of allocations among broad asset classes to seek to capture market returns), tactical asset allocation (generally, the weighting of allocations to various sub-categories within broad asset classes to seek to add value relative to the general strategic allocations) and fund selection. Fund assets are invested in underlying funds with equity exposure across the small to large capitalization range, as well as across value and growth styles as well as core or blend styles which exhibit both growth and value characteristics. Fund assets may also be invested in underlying funds with exposure to fixed income securities issued by a variety of issuers and across a range of maturities and credit quality. Broad economic and market factors, as well as diversification and risk management, are considered in assessing the strategic and tactical components of the allocation. The analysis in selecting underlying funds includes an assessment of a fund's past performance, volatility and other risk characteristics, and correlation with other funds and benchmarks. It also includes an assessment of the underlying fund's investment strategies, investment process and portfolio management team.

The Fund does not have target ranges for the allocation of assets among asset classes or individual underlying funds and there is no maximum or minimum exposure that the Fund must maintain with respect to any asset class. Accordingly, the Fund's exposure to different asset classes and underlying funds will be adjusted to take advantage of current or expected market conditions, or to manage risk. From time to time, the Fund may own a majority of the shares of an



underlying fund managed by the Adviser. As of the date of this prospectus, the Fund intends to allocate substantially all of its assets among the North Square Oak Ridge Disciplined Growth Fund, North Square Dynamic Small Cap Fund, North Square International Small Cap Fund, North Square Oak Ridge Dividend Growth Fund and North Square Global Resources & Infrastructure Fund, and expects to invest 25% or more of its assets in the North Square Oak Ridge Disciplined Growth Fund and North Square Dynamic Small Cap Fund.

When the Sub-Adviser believes that current market, economic, political or other conditions are unsuitable and would impair the pursuit of the Fund's investment objective, the Fund may invest some or all of its assets in cash or cash equivalents, including but not limited to obligations of the U.S. Government, money market fund shares, commercial paper, certificates of deposit and/or bankers acceptances, as well as other interest bearing or discount obligations or debt instruments that carry an investment grade rating by a national rating agency. When the Fund takes a temporary defensive position, the Fund may not achieve its investment objective.

## **North Square Oak Ridge Dividend Growth Fund**

### ***Investment Objective***

The North Square Oak Ridge Dividend Growth Fund seeks to provide current income and long-term capital appreciation.

The Fund's investment objective is not fundamental and may be changed by the Board of Trustees without shareholder approval, upon at least 60 days' prior written notice to shareholders before changing its investment objective. Should the Fund with a name suggesting a specific type of investment or industry change its policy of investing at least 80% of its assets (net assets, plus the amount of any borrowings for investment purposes) in the type of investment or industry suggested by its name, the Fund will provide shareholders at least 60 days' notice prior to making the change. The Fund's investment strategies and policies may be changed from time to time without shareholder approval or prior written notice, unless specifically stated otherwise in this Prospectus or the SAI. There can be no guarantee that the Fund will achieve its investment objective.

### ***Principal Investment Strategies***

Under normal market conditions, the Fund will invest at least 80% of its net assets (plus borrowings for investment purposes) in equity securities that have a record of paying dividends over at least a trailing one year period. The Fund will invest primarily in large cap U.S. companies with market capitalizations of \$5 billion or higher at the time of initial purchase.

The Sub-Adviser uses a bottom-up approach that involves quantitative and qualitative review of companies to seek to identify those exhibiting consistent dividend payments and favorable fundamentals, including a dividend payout ratio and earnings growth, that indicate an ability to sustain above average growth in dividends. The Fund's dividend yield will be comparable to the S&P 500 Index average yield, with each stock evaluated as having the potential to increase future dividends at a rate above the S&P 500 Index.

The Sub-Adviser may sell all or a portion of a position of the Fund's portfolio holding when, in its opinion, one or more of the following occurs: (1) the company's fundamentals deteriorate; (2) the security becomes overvalued; (3) the Adviser identifies a more attractive investment opportunity for the Fund; (4) sector weightings are to be brought in line with the Sub-Adviser's investment guidelines; (5) a reduction or elimination in the security's dividend; or (6) the Fund requires cash to meet redemption requests.

When the Sub-Adviser believes that current market, economic, political or other conditions are unsuitable and would impair the pursuit of the Fund's investment objective, the Fund may invest up to 100% of its assets in cash, cash equivalents or debt instruments issued by entities that carry an investment-grade rating by a national ratings agency. When the Fund takes a temporary defensive position, the Fund may not achieve its investment objective.

### **Additional Investment Strategies**

The North Square Oak Ridge Small Cap Growth Fund may, but is not required to, use derivatives, such as stock index futures and options. The Fund may use derivatives for a variety of purposes, including: in an attempt to hedge against adverse changes in the market prices of securities, interest rates or currency exchange rates; as a substitute for purchasing

or selling securities; to attempt to increase the Fund's return as a non-hedging strategy that may be considered speculative; and to manage portfolio characteristics. The Fund may also hold cash or other short-term instruments.

Please refer to the Statement of Additional Information ("SAI") for more information about the Funds' investment policies and restrictions.

## **Principal Risks**

The Funds' principal risks are set forth below. A Fund's exposure to the risks discussed below may be through the Fund's direct investments or indirect through the Fund's investments in underlying funds. Before you decide whether to invest in a Fund, carefully consider these risk factors and special considerations associated with investing in the Fund, which may cause you to lose money. An investment in the Fund is not a deposit of the bank and is not insured or guaranteed by the Federal Deposit Insurance Corporation or any other government agency.

### **Principal Risks of Investing in the Funds**

**Bank Loan Risk.** (*North Square Multi Strategy Fund*). Bank loans are subject to credit risk, including the risk of nonpayment of principal or interest. Also, substantial increases in interest rates may cause an increase in loan defaults. Although the loans may be fully collateralized at the time of acquisition, the collateral may decline in value, be relatively illiquid, or lose all or substantially all of its value subsequent to investment. In addition, in the event an agent bank becomes insolvent, a bank loan could be subject to settlement risks or administrative disruptions that could adversely affect the Fund's investment. It may also be difficult to obtain reliable information about a bank loan. Many loans are relatively illiquid or subject to restrictions on resale and may be difficult to value, which will have an adverse impact on the ability to dispose of particular bank loans. Bank loans may also be subject to extension risk and prepayment risk.

Transactions in bank loans are often subject to longer settlement periods (in excess of the standard T+2 days settlement cycle for most securities and often longer than seven days). As a result, sale proceeds potentially will not be available to the Fund to make additional investments or to use proceeds to meet its current redemption obligations. The Fund thus is subject to the risk of selling other investments at disadvantageous times or prices, or taking other actions necessary to raise cash to meet its redemption obligations such as borrowing from a bank or holding additional cash, which could result in losses to the Fund. In addition, bank loans and other similar instruments may not be considered "securities" and, as a result, the Fund may not be entitled to rely on the anti-fraud protections under the federal securities laws and instead may have to resort to state law and direct claims.

**Consumer Discretionary Sector Risk.** (*North Square International Small Cap Fund*). Because the Funds may invest a significant portion of its assets in the consumer discretionary sector, its performance will be significantly affected by developments in that sector. Companies in the consumer discretionary sector may be adversely affected by fluctuations in supply and demand, changes in the global economy, consumer spending, competition, demographics and consumer preferences, and production spending. Companies in the consumer discretionary sector are also affected by changes in government regulation, global economic, environmental and political events, economic conditions and the depletion of resources.

**Convertible Securities Risk.** (*North Square Multi Strategy Fund*). Convertible securities are securities that are convertible into or exchangeable for common or preferred stock. The values of convertible securities may be affected by changes in interest rates, the creditworthiness of their issuer, and the ability of the issuer to repay principal and to make interest payments. A convertible security tends to perform more like a stock when the underlying stock price is high and more like a debt security when the underlying stock price is low. A convertible security is not as sensitive to interest rate changes as a similar non-convertible debt security and generally has less potential for gain or loss than the underlying stock.

**Credit Risk.** (*North Square Multi Strategy Fund*). If an obligor (such as the issuer itself or a party offering credit enhancement) for a security held by the Fund fails to pay amounts due when required by the terms of the security, otherwise defaults, is perceived to be less creditworthy, becomes insolvent or files for bankruptcy, a security's credit rating is downgraded or the credit quality or value of any underlying assets declines, the value of the Fund's investment could decline. If the Fund enters into financial contracts (such as certain derivatives, repurchase agreements, reverse repurchase agreements, and when-issued, delayed delivery and forward commitment transactions), the Fund will be subject to the credit risk

presented by the counterparties. Credit risk is broadly gauged by the credit ratings of the securities in which the Fund invests.

**Currency Risk.** (*North Square International Small Cap Fund and North Square Multi Strategy Fund*). The values of investments in securities denominated in foreign currencies increase or decrease as the rates of exchange between those currencies and the U.S. Dollar change. Currency conversion costs and currency fluctuations could erase investment gains or add to investment losses. Currency exchange rates can be volatile and are affected by factors such as general economic conditions, the actions of the United States and foreign governments or central banks, the imposition of currency controls, and speculation.

**Emerging Market Risk.** (*North Square Oak Ridge Small Cap Growth Fund, North Square International Small Cap Fund, and North Square Multi Strategy Fund*). Many of the risks with respect to foreign investments are more pronounced for investments in issuers in developing or emerging market countries. Emerging market countries tend to have more government exchange controls, more volatile interest and currency exchange rates, less market regulation, and less developed economic, political and legal systems than those of more developed countries. In addition, emerging market countries may experience high levels of inflation and may have less liquid securities markets and less efficient trading and settlement systems. Their economies also depend heavily upon international trade and may be adversely affected by protective trade barriers and the economic conditions of their trading partners. Emerging market countries may have fixed or managed currencies that are not free-floating against the U.S. Dollar and may not be traded internationally. Some countries with emerging securities markets have experienced high rates of inflation for many years. Inflation and rapid fluctuations in inflation rates have had and may continue to have negative effects on the economies and securities markets of certain countries. Emerging securities markets typically have substantially less volume than U.S. markets, securities in these markets are less liquid, and their prices often are more volatile than those of comparable U.S. companies. Delays may occur in settling securities transactions in emerging market countries, which could adversely affect a Fund's ability to make or liquidate investments in those markets in a timely fashion. In addition, it may not be possible for the Fund to find satisfactory custodial services in an emerging market country, which could increase the Fund's costs and cause delays in the transportation and custody of its investments.

**Equity Risk.** (*All Funds*). The value of equity securities held by the Funds may fall due to general market and economic conditions, perceptions regarding the industries in which the issuers of securities held by the Funds participate, or factors relating to specific companies in which a Fund invests. The price of common stock of an issuer in a Fund's portfolio may decline if the issuer fails to make anticipated dividend payments because, among other reasons, the financial condition of the issuer declines. Common stock is subordinated to preferred stocks, bonds and other debt instruments in a company's capital structure in terms of priority with respect to corporate income, and therefore will be subject to greater dividend risk than preferred stocks or debt instruments of such issuers. In addition, while broad market measures of common stocks have historically generated higher average returns than fixed income securities, common stocks have also experienced significantly more volatility in those returns.

**ETF and Mutual Funds Risk.** (*North Square Oak Ridge Small Cap Growth Fund, North Square International Small Cap Fund, North Square Dynamic Small Cap Fund, North Square Multi Strategy Fund, North Square Oak Ridge Dividend Growth Fund, and North Square Oak Ridge Disciplined Growth Fund*). Investing in an ETF or mutual fund will provide the Funds with exposure to the securities held by the mutual fund or ETF and will expose the Funds to risks similar to those of investing directly in those securities. Shares of ETFs typically trade on securities exchanges and may at times trade at a premium or discount to their net asset values. In addition, an ETF may not replicate exactly the performance of the benchmark index it seeks to track for a number of reasons, including transaction costs incurred by the ETF, the temporary unavailability of certain index securities in the secondary market or discrepancies between the ETF and the index with respect to the weighting of securities or the number of securities held. It may also be more expensive for a Fund to invest in an ETF or a mutual fund than to own the portfolio securities of these investment vehicles directly. Investing in ETFs or mutual funds involves duplication of advisory fees and certain other expenses. The Funds will pay brokerage commissions in connection with the purchase and sale of shares of ETFs.

The North Square Multi Strategy Fund may invest in affiliated mutual funds managed by the Adviser. The Adviser or Sub-Adviser may be subject to potential conflicts of interest in selecting underlying funds because the fees paid to it by certain affiliated underlying funds are higher than the fees paid by other affiliated and unaffiliated underlying funds. To the extent that the North Square Multi Strategy Fund invests a significant percentage of its assets in any one affiliated

mutual fund or across multiple affiliated mutual funds, the Fund will be subject to a greater degree to the risks particular to the investment strategies employed by the Adviser or Sub-Adviser.

**Fixed Income Securities Risk.** (*North Square Multi Strategy Fund*). The prices of fixed income securities respond to economic developments, particularly interest rate changes, as well as to changes in an issuer's credit rating or market perceptions about the creditworthiness of an issuer. Prices of fixed income securities tend to move inversely with changes in interest rates. Generally fixed income securities decrease in value if interest rates rise and increase in value if interest rates fall, with lower rated securities more volatile than higher rated securities. The longer the effective maturity and duration of the Fund's portfolio, the more the Fund's share price is likely to react to changes in interest rates. (Duration is a weighted measure of the length of time required to receive the present value of future payments, both interest and principal, from a fixed income security.) Some fixed income securities give the issuer the option to call, or redeem, the securities before their maturity dates. If an issuer calls its security during a time of declining interest rates, the Fund might have to reinvest the proceeds in an investment offering a lower yield, and therefore might not benefit from any increase in value of the security as a result of declining interest rates. During periods of market illiquidity or rising interest rates, prices of callable issues are subject to increased price fluctuation. In addition, the Fund may be subject to extension risk, which occurs during a rising interest rate environment because certain obligations may be paid off by an issuer more slowly than anticipated, causing the value of those securities held by the Fund to fall.

**Foreign Investment Risk.** (*All Funds*). Investments in foreign securities are affected by risk factors generally not thought to be present in the United States. The prices of foreign securities may be more volatile than the prices of securities of U.S. issuers because of economic and social conditions abroad, political developments, and changes in the regulatory environments of foreign countries. Special risks associated with investments in foreign markets include less liquidity, less developed or less efficient trading markets, lack of comprehensive company information, less government supervision of exchanges, brokers and issuers, greater risks associated with counterparties and settlement, and difficulty in enforcing contractual obligations. In addition, changes in exchange rates and interest rates, and imposition of foreign taxes, may adversely affect the value of a Fund's foreign investments. Foreign companies are generally subject to different legal and accounting standards than U.S. companies, and foreign financial intermediaries may be subject to less supervision and regulation than U.S. financial firms. A Fund's investments in depositary receipts (including ADRs) are subject to these risks, even if denominated in U.S. Dollars, because changes in currency and exchange rates affect the values of the issuers of depositary receipts. In addition, the underlying issuers of certain depositary receipts, particularly unsponsored or unregistered depositary receipts, are under no obligation to distribute shareholder communications to the holders of such receipts, or to pass through to them any voting rights with respect to the deposited securities.

**Government-Sponsored Entities Risk.** (*North Square Multi Strategy Fund*). The Fund's investment in U.S. government obligations may include securities issued or guaranteed as to principal and interest by the U.S. government, or its agencies or instrumentalities. Payment of principal and interest on U.S. government obligations may be backed by the full faith and credit of the United States or may be backed solely by the issuing or guaranteeing agency or instrumentality itself. There can be no assurance that the U.S. government would provide financial support to its agencies or instrumentalities (including government-sponsored enterprises) when it is not obligated to do so.

**Growth-Oriented Investment Strategies Risk.** (*North Square Oak Ridge Small Cap Growth Fund, North Square Multi Strategy Fund, North Square Oak Ridge Dividend Growth Fund, and North Square Oak Ridge Disciplined Growth Fund*). Growth funds generally focus on stocks of companies believed to have above-average potential for growth in revenue and earnings. Growth securities typically are very sensitive to market movements because their market prices frequently reflect projections of future earnings or revenues, and when it appears that those expectations will not be met the prices of growth securities typically fall. Prices of these companies' securities may be more volatile than those of other securities, particularly over the short-term.

**Healthcare Sector Risk.** (*North Square Oak Ridge Small Cap Growth Fund and North Square Oak Ridge Disciplined Growth Fund*). Because the North Square Oak Ridge Small Cap Growth Fund may invest a significant portion of its assets in the healthcare sector, its performance will be significantly impacted by developments in that sector. Companies in the healthcare sector may be adversely affected by government regulation, restrictions on government reimbursement for medical expenses, industry innovation, obtaining and defending patents, research and development costs, and extensive litigation based on product liability and similar claims.

**High Yield (“Junk”) Bond Risk.** (*North Square Multi Strategy Fund*). High yield bonds (often called “junk bonds”) are speculative, involve greater risks of default or downgrade and are more volatile and tend to be less liquid than investment-grade securities. High yield bonds involve a greater risk of price declines than investment-grade securities due to actual or perceived changes in an issuer’s creditworthiness. Companies issuing high yield fixed-income securities are less financially strong, are more likely to encounter financial difficulties, and are more vulnerable to adverse market events and negative sentiments than companies with higher credit ratings. These factors could affect such companies’ abilities to make interest and principal payments and ultimately could cause such companies to stop making interest and/or principal payments. In such cases, payments on the securities may never resume, which would result in the securities owned by the Fund becoming worthless. The market prices of junk bonds are generally less sensitive to interest rate changes than higher rated investments, but more sensitive to adverse economic or political changes or individual developments specific to the issuer.

**Industrial Sector Risk.** (*North Square International Small Cap Fund*). Because the Fund may invest a significant portion of its assets in the industrials sector, its performance will be significantly affected by developments in that sector. Companies in the industrials sector can be significantly affected by general economic trends, changes in consumer sentiment and spending, commodity prices, legislation, government regulation and spending, import controls, and worldwide competition.

**Inflation-Linked Securities Risk.** (*North Square Multi Strategy Fund*). Inflation-linked debt securities are subject to the effects of changes in market interest rates caused by factors other than inflation (real interest rates). In general, the price of an inflation-linked security tends to decrease when real interest rates increase and can increase when real interest rates decrease. Interest payments on inflation-linked securities are unpredictable and will fluctuate as the principal and interest are adjusted for inflation. Any increase in the principal amount of an inflation-linked debt security will be considered taxable ordinary income, even though the Fund will not receive the principal until maturity. Repayment of the original bond principal upon maturity (as adjusted for inflation) is guaranteed in the case of TIPS. For bonds that do not provide a similar guarantee, the adjusted principal value of the bond repaid at maturity may be less than the original principal.

Unlike conventional bonds, the principal and interest payments of inflation-linked securities such as TIPS are adjusted periodically to a specified rate of inflation (e.g. the Consumer Price Index (the “CPI”). There can also be no assurance that the inflation index used will accurately measure the real rate of inflation in the prices of goods and services. The Fund’s investments in inflation-linked securities may lose value in the event that the actual rate of inflation is different than the rate of the inflation index. In addition, inflation-linked securities are subject to the risk that the Consumer Price Index or other relevant pricing index may be discontinued, fundamentally altered in a manner materially adverse to the interests of an investor in the securities, altered by legislation or Executive Order in a materially adverse manner to the interests of an investor in the securities or substituted with an alternative index.

**Information Technology Sector Risk.** (*North Square Oak Ridge Small Cap Growth Fund, North Square Dynamic Small Cap Fund, North Square Oak Ridge Disciplined Growth Fund, and North Square Oak Ridge Dividend Growth Fund*). Because the Funds may invest a significant portion of its assets in the information technology sector, its performance will be significantly affected by developments in that sector. Technology companies, especially small-cap technology companies, involve greater risk because their revenue and/or earnings tend to be less predictable and their share prices tend to be more volatile. The Funds’ investment performance will be tied to many factors which affect these companies, including intense competition, consumer preferences, problems with product compatibility and government regulation. In addition, these companies are strongly affected by worldwide technological developments, and their products and services may not be economically successful or may quickly become outdated. The Funds’ investments may experience significant price movements caused by disproportionate investor optimism or pessimism with little or no basis in fundamental economic conditions.

**Interest Rate Risk.** (*North Square Multi Strategy Fund*). Prices of fixed income securities tend to move inversely with changes in interest rates. Generally fixed income securities decrease in value if interest rates rise and increase in value if interest rates fall, with longer-term securities being more sensitive than shorter-term securities. For example, the approximate percentage change in the price of a security with a three-year duration would be expected to drop by approximately 3% in response to a 1% increase in interest rates. Duration is a weighted measure of the length of time required to receive the present value of future payments, both interest and principal, from a fixed income security. Generally, the longer the maturity and duration of a bond or fixed rate loan, the more sensitive it is to this risk. Falling interest rates also create the potential for a decline in the Fund’s income. Changes in governmental policy, rising inflation

rates, and general economic developments, among other factors, could cause interest rates to increase and could have a substantial and immediate effect on the values of the Fund's investments. These risks are greater during periods of rising inflation. In addition, a potential rise in interest rates may result in periods of volatility and increased redemptions that might require the Fund to liquidate portfolio securities at disadvantageous prices and times. Risks associated with rising interest rates are heightened given that interest rates in the U.S. have been at near historic lows. Interest rates have recently increased and are likely to continue to increase in the future with unpredictable effects on the financial markets and the Fund's investments.

**IPO Risk.** (*North Square Oak Ridge Small Cap Growth Fund, North Square International Small Cap Fund, North Square Dynamic Small Cap Fund, North Square Multi Strategy, and North Square Oak Ridge Disciplined Growth Fund*). The market value of IPO shares will fluctuate considerably due to factors such as the absence of a prior public market, unseasoned trading, the small number of shares available for trading and limited information about the issuer. The purchase of IPO shares may involve high transaction costs. IPO shares are subject to market risk and liquidity risk.

**Japan Risk.** (*North Square International Small Cap Fund*). The growth of Japan's economy has historically lagged behind that of its Asian neighbors and other major developed economies. The Japanese economy is heavily dependent on international trade and has been adversely affected by trade tariffs, other protectionist measures, competition from emerging economies and the economic conditions of its trading partners. China has become an important trading partner with Japan; however, the countries' political relationship has become strained. Should political tension increase, it could adversely affect the economy, especially the export sector, and destabilize the region as a whole. Japan also remains heavily dependent on oil imports, and higher commodity prices could therefore have a negative impact on the economy. The Japanese yen has fluctuated widely at times and any increase in its value may cause a decline in exports that could weaken the Japanese economy. Japan has, in the past, intervened in the currency markets to attempt to maintain or reduce the value of the yen. Japanese intervention in the currency markets could cause the value of the yen to fluctuate sharply and unpredictably and could cause losses to investors. Natural disasters, such as earthquakes, volcanoes, typhoons or tsunamis, could occur in Japan or surrounding areas and could negatively affect the Japanese economy and, in turn, the Fund.

**Large Cap Company Risk.** (*North Square Multi Strategy Fund, North Square Oak Ridge Dividend Growth Fund, and North Square Oak Ridge Disciplined Growth Fund*). Larger, more established companies may be unable to attain the high growth rates of successful, smaller companies during periods of economic expansion. In addition, large capitalization companies may be unable to respond quickly to new competitive challenges, such as changes in technology and consumer tastes, and may be more prone to global economic risks.

**Liquidity Risk.** (*North Square Oak Ridge Disciplined Growth Fund, North Square Oak Ridge Small Cap Growth Fund, North Square International Small Cap Fund, North Square, Dynamic Small Cap Fund and North Square Multi Strategy Fund*). Due to a lack of demand in the marketplace or other factors, such as market turmoil, a Fund may not be able to sell some or all of the investments that it holds, or if the Fund is forced to sell an illiquid asset to meet redemption requests or other cash needs, it may only be able to sell those investments at a loss. Liquidity risk arises, for example, from small average trading volumes, trading restrictions, or temporary suspensions of trading. In addition, when the market for certain investments is illiquid, a Fund may be unable to achieve its desired level of exposure to a certain sector. Liquidity risk may be more pronounced with respect to investments in developing countries.

**Management and Strategy Risk.** (*All Funds*). The value of your investment depends on the judgment of the Sub-Adviser about the quality, relative yield, value or market trends affecting a particular security, industry, sector or region, which may prove to be incorrect. Investment strategies employed by the Sub-Adviser in selecting investments for a Fund may not result in an increase in the value of your investment or in overall performance equal to other investments.

**Market Risk.** (*All Funds*). The market price of a security or instrument may decline, sometimes rapidly or unpredictably, due to general market conditions that are not specifically related to a particular company, such as real or perceived adverse economic or political conditions throughout the world, changes in the general outlook for corporate earnings, changes in interest or currency rates or adverse investor sentiment generally. The market value of a security or instrument also may decline because of factors that affect a particular industry or industries, such as labor shortages or increased production costs and competitive conditions within an industry. For example, the financial crisis that began in 2008 caused a significant decline in the value and liquidity of many securities; in particular, the values of some sovereign debt and of securities of issuers that invest in sovereign debt and related investments fell, credit became more scarce worldwide and there was significant uncertainty in the markets. Such environments could make identifying investment risks and opportunities especially difficult for the Sub-Adviser. In response to the crisis, the United States and other governments have taken

steps to support financial markets. The withdrawal of this support or failure of efforts in response to the crisis could negatively affect financial markets generally as well as the value and liquidity of certain securities. In addition, policy and legislative changes in the United States and in other countries are changing many aspects of financial regulation. The impact of these changes on the markets, and the practical implications for market participants, may not be fully known for some time.

**Mid Cap Company Risk.** (*North Square Oak Ridge Disciplined Growth Fund and North Square Multi Strategy Fund*) Investing in mid capitalization companies may be subject to more abrupt or erratic market movements and may have lower trading volumes or more erratic trading than securities of larger, more established companies or market averages in general. In addition, such companies typically are more likely to be adversely affected than large capitalization companies by changes in earning results, business prospects, investor expectations or poor economic or market conditions.

**Mortgage-Backed and Asset-Backed Securities Risk.** (*North Square Multi Strategy Fund*). Mortgage-related and other asset-backed securities are subject to certain additional risks. Generally, rising interest rates tend to extend the duration of fixed rate mortgage-backed securities, making them more sensitive to changes in interest rates. As a result, in a period of rising interest rates, if the Fund holds mortgage-backed securities, it may exhibit additional volatility. This is known as “extension risk.” In addition, adjustable and fixed rate mortgage-backed securities are subject to “prepayment risk.” When interest rates decline, borrowers may pay off their mortgages sooner than expected. This can reduce the returns of a Fund because the Fund may have to reinvest that money at lower prevailing interest rates. The Fund’s investments in other asset-backed securities are subject to risks similar to those associated with mortgage-backed securities, as well as additional risks associated with the nature of the assets and the servicing of those assets.

The Fund may invest in mortgage-backed securities issued by the U.S. Government or by non-governmental issuers. To the extent that the Fund invests in mortgage-backed securities offered by non-governmental issuers, such as commercial banks, savings and loan institutions, private mortgage insurance companies, mortgage bankers and other secondary market issuers, the Fund may be subject to additional risks. Timely payment of interest and principal of non-governmental issuers are supported by various forms of private insurance or guarantees, including individual loan, title, pool and hazard insurance purchased by the issuer. There can be no assurance that the private insurers can meet their obligations under the policies. An unexpectedly high rate of defaults on the mortgages held by a mortgage pool may adversely affect the value of a mortgage-backed security and could result in losses to the Fund. The risk of such defaults is generally higher in the case of mortgage pools that include subprime mortgages. Subprime mortgages refer to loans made to borrowers with weakened credit histories or with a lower capacity to make timely payments on their mortgages.

**Municipal Securities Risk.** (*North Square Multi Strategy Fund*). Prices of municipal securities rise and fall in response to interest rate changes and local political and economic factors may adversely affect the value and liquidity of these securities. In addition, the Fund’s investments in municipal securities are subject to the risks associated with a lack of liquidity in the municipal bond market. The value of municipal securities also may be affected more by supply and demand factors or the creditworthiness of the issuer than by market interest rates. Repayment of municipal securities depends on the ability of the issuer or project backing such securities to generate taxes or revenues. Any failure of municipal securities invested in by the Fund to meet certain applicable legal requirements, or any proposed or actual changes in federal or state tax law, could cause Fund distributions attributable to interest on such securities to be taxable.

**Preferred Stock Risk.** (*All Funds*). Preferred stock represents an equity interest in a company that generally entitles the holder to receive, in preference to the holders of other stocks such as common stocks, dividends and a fixed share of the proceeds resulting from a liquidation of the company. Preferred stocks may pay fixed or adjustable rates of return. The market value of preferred stock is subject to issuer-specific and market risks applicable generally to equity securities and is sensitive to changes in the issuer’s creditworthiness, the ability of the issuer to make payments on the preferred stock and changes in interest rates, typically declining in value if interest rates rise. In addition, a company’s preferred stock generally pays dividends only after the company makes required payments to holders of its bonds and other debt. Therefore the value of preferred stock will usually react more strongly than bonds and other debt to actual or perceived changes in the company’s financial condition or prospects.

**REIT Risk.** (*North Square Oak Ridge Small Cap Growth Fund, North Square International Small Cap Fund, North Square Dynamic Small Cap Fund, and North Square Oak Ridge Disciplined Growth Fund*). The Funds’ investments in REITs will subject the Funds to risks similar to those associated with direct ownership of real estate, including losses from casualty or

condemnation, and changes in local and general economic conditions, supply and demand, interest rates, zoning laws, regulatory limitations on rents, property taxes and operating expenses. Investment in REITs is subject to additional risks, such as poor performance by the manager of the REIT, adverse changes to the tax laws or failure by the REIT to qualify for tax-free pass-through of income under the Code. In addition, some REITs have limited diversification because they invest in a limited number of properties, a narrow geographic area, or a single type of property.

**Reliance on Technology.** *(North Square International Small Cap Fund, and North Square Dynamic Small Cap Fund).* The Funds' trading strategies are highly reliant on technology, including hardware, software and telecommunications systems. In addition, data gathering, research, forecasting, order execution, trade allocation, risk management, operational, back office and accounting systems are all highly automated and computerized. Such automation and computerization relies on an extensive amount of both proprietary software and third party hardware and software. Because of the quantity and nature of the software utilized, software errors may occur, and certain of these errors may impact portfolios. Additionally, with respect to third party hardware and software, such errors are often entirely outside of the control of the Funds. The Sub-Adviser seeks to reduce the incidence of software errors through a certain degree of internal testing and seeks to reduce the impact of such errors through monitoring and the use of certain independent safeguards in the overall portfolio management system and often, with respect to proprietary software, in the software code itself. Despite such testing, monitoring and independent safeguards, these software errors may result in, among other things, the execution of unanticipated trades, the failure to execute anticipated trades, the failure to properly allocate trades among clients, the failure to properly gather and organize available data and/or the failure to take certain hedging or risk reducing actions. These errors may be extremely hard to detect. Regardless of how difficult their detection appears in retrospect, some of these errors may go undetected for long periods of time and some may never be detected. The impact caused by errors may be compounded over time. A Fund assumes that software errors and their ensuing risks are an inherent part of investing with a process-driven, systematic investment manager, and does not expect to perform a materiality analysis on the vast majority of errors it discovers. The Sub-Adviser seeks, on an ongoing basis, to create adequate backups of software and hardware where possible but there is no guarantee that such efforts will be successful. Further, to the extent that an unforeseeable software or hardware malfunction or problem is caused by a defect, virus or other outside force, investors may be materially adversely affected.

**Sector Focus Risk.** *(North Square Oak Ridge Small Cap Growth Fund, North Square International Small Cap Fund, North Square Dynamic Small Cap Fund, North Square Oak Ridge Disciplined Growth Fund, and North Square Oak Ridge Dividend Growth Fund).* Each Fund may invest a larger portion of its assets in one or more sectors than many other mutual funds and thus will be more susceptible to negative events affecting those sectors. At times the performance of a Fund's investments may lag the performance of other sectors or the broader market as a whole. Such underperformance may continue for extended periods of time.

**Small Cap Company Risk.** *(North Square Oak Ridge Small Cap Growth Fund, North Square International Small Cap Fund, North Square Dynamic Small Cap Fund, North Square Multi Strategy Fund, and North Square Oak Ridge Disciplined Growth Fund).* Investing in small capitalization companies generally involves greater risks than investing in large capitalization companies. Small cap companies may have limited product lines, markets or financial resources or may depend on the expertise of a few people and may be subject to more abrupt or erratic market movements than securities of larger, more established companies or market averages in general. Many small capitalization companies may be in the early stages of development. Since equity securities of smaller companies may lack sufficient market liquidity and may not be regularly traded, it may be difficult or impossible to sell securities at an advantageous time or a desirable price.

**Value-Oriented Investment Strategies Risk.** *(North Square International Small Cap Fund, North Square Dynamic Small Cap Fund and North Square Multi Strategy Fund).* Value stocks are those that are believed to be undervalued in comparison to their peers due to adverse business developments or other factors. Value investing carries the risk that the market will not recognize a security's inherent value for a long time or at all, or that a stock judged to be undervalued may actually be appropriately priced or overvalued. In addition, during some periods (which may be extensive) value stocks generally may be out of favor in the markets. Therefore, the Funds are most suitable for long-term investors who are willing to hold their shares for extended periods of time through market fluctuations and the accompanying changes in share prices.

**Warrants and Rights Risk.** *(North Square Oak Ridge Small Cap Growth Fund, North Square Multi Strategy Fund, North Square Oak Ridge Dividend Growth Fund, and North Square Oak Ridge Disciplined Growth Fund).* A warrant gives the holder a right to purchase, at any time during a specified period, a predetermined number of shares of common stock at a fixed price. Rights are similar to warrants but typically have a shorter duration and are issued by a company to existing stockholders



to provide those holders the right to purchase additional shares of stock at a later date. Unlike a convertible debt security or preferred stock a warrant or right does not pay fixed dividends. A warrant or right may lack a liquid secondary market for resale. The price of a warrant or right may fluctuate as a result of speculation or other factors. In addition, the price of the underlying security may not reach, or have reasonable prospects of reaching, a level at which the warrant or right can be exercised prudently (in which case the warrant or right may expire without being exercised, resulting in a loss of a Fund's entire investment in the warrant or right). If a Fund owns common stock of a company, failing to exercise rights to purchase common stock would dilute the Fund's interest in the issuing company. The market for rights is not well developed and a Fund may not always realize full value on the sale of rights.

### **Portfolio Holdings Information**

A description of the Funds' policies and procedures with respect to the disclosure of the Funds' portfolio securities is available in the Funds' SAI. Currently, disclosure of the Funds' holdings is required to be made quarterly within 60 days of the end of each fiscal quarter, in the Funds' Annual Report and Semi-Annual Report to Fund shareholders, and in its quarterly holdings report on Form N-Q.

## MANAGEMENT OF THE FUNDS

### Investment Adviser

North Square Investments, LLC (“North Square” or the “Adviser”), a Delaware limited liability company with its principal place of business at 10 South LaSalle Street, Suite 1900, Chicago, Illinois 60603, is each Fund’s investment adviser and provides investment advisory services to each Fund pursuant to an investment advisory agreement between the Adviser and the Trust (the “Advisory Agreement”). Founded in September 2018, North Square is a registered investment adviser and provides investment advice to institutions and high-net-worth investors. Prior to the close of business on May 10, 2019, each Fund’s investment adviser was Oak Ridge Investments, LLC (“Oak Ridge” or a “Sub-Adviser”).

Under the Advisory Agreement, the Adviser is responsible for providing or overseeing the provision of all investment management services to the Funds, including furnishing a continuous investment program for each Fund and determining what securities and other investments the Funds should buy and sell. The Adviser, together with the administrator to the Funds, is also responsible for assisting in the supervision and coordination of all aspects of the Fund’s operations, including the coordination of the Fund’s other services providers and the provision of related administrative and other services. The Adviser is authorized to delegate certain of its duties with respect to a Fund to one or more sub-advisers. The Adviser has engaged the Sub-Advisers pursuant to this authority and is responsible for overseeing the Sub-Advisers and recommending their hiring, termination, and replacement for approval by the Board of Trustees. The Adviser is also responsible for determining the portion of the Fund’s assets to be managed by any given sub-adviser and reallocating those assets as necessary from time to time.

For each sub-advised Fund, the Adviser retains overall responsibility for the management and investment of the assets of the Fund. In this capacity, the Adviser plays an active role in overseeing, monitoring and reviewing each Sub-Adviser in the performance of its duties. The Adviser monitors the investment performance of each Sub-Adviser and also evaluates the portfolio management teams to determine whether their investment activities remain consistent with the Funds’ investment objectives, strategies and policies. The Adviser also monitors changes that may impact a Sub-Adviser’s overall business and regularly performs due diligence reviews of each Sub-Adviser. In addition, the Adviser obtains detailed, comprehensive information concerning each Sub-Adviser’s performance and Fund operations and provides regular reports on these matters to the Board of Trustees. In its role as sponsor and primary investment adviser to the Funds, the Adviser assumes reputational and other risks associated with the operation of each Fund and provides the Funds with the ability to use the Adviser’s name and brand, as well as access to other services provided by the Adviser and its affiliates.

For its services, the Adviser is entitled to receive the below annual management fee from each Fund, calculated daily and payable monthly, as a percentage of each Fund’s average daily net assets.

<b>Fund</b>	<b>Contractual Advisory Fees As a Percentage of Average Daily Net Assets</b>
North Square Oak Ridge Small Cap Growth Fund	First \$1 billion 0.85% Thereafter 0.80%
North Square International Small Cap Fund	1.00%
North Square Dynamic Small Cap Fund	0.90%
North Square Oak Ridge Disciplined Growth Fund	0.70%
North Square Multi Strategy Fund	0.00% for Fund assets invested in affiliated investments, and 0.50% for Fund assets invested in non-affiliated investments
North Square Oak Ridge Dividend Growth Fund	0.75%

For the fiscal year ended May 31, 2018, Oak Ridge, in its role as the investment adviser to each of the Funds’ corresponding predecessor funds listed below, received the following advisory fees from each predecessor fund, after waiving fees pursuant to its expense limitation agreement with each Fund:

<b>Predecessor Fund</b>	<b>Advisory Fees Received As a Percentage of Average Daily Net Assets</b>
Oak Ridge Small Cap Growth Fund	0.84%
Oak Ridge International Small Cap Fund	0.48%
Oak Ridge Dynamic Small Cap Fund	0.16%
Oak Ridge Disciplined Growth Fund	0.00%
Oak Ridge Multi Strategy Fund	0.30%*
Oak Ridge Dividend Growth Fund	0.00%

\* Prior to July 18, 2017, the Oak Ridge Multi Strategy Fund paid the following annual management fee, as a percentage of the Oak Ridge Multi Strategy Fund's average daily net assets: 0.75% on the first \$1 billion and 0.70% thereafter.

### **Manager-of-Managers Arrangement**

Section 15(a) of the Investment Company Act of 1940 (the "1940 Act") requires that all contracts pursuant to which persons serve as investment advisers to investment companies be approved by shareholders. This requirement also applies to the appointment of sub-advisers to the Funds. The Trust and the Adviser have applied for exemptive relief from the SEC (the "Order"), which would permit the Adviser, on behalf of a Fund and subject to the approval of the Board, including a majority of the independent members of the Board, to hire, and to modify any existing or future sub-advisory agreement with, unaffiliated sub-advisers and sub-advisers that are wholly-owned subsidiaries (as defined in the 1940 Act) of the Adviser, or a sister company of the Adviser that is a wholly-owned subsidiary of a company that, indirectly or directly, wholly owns the Adviser (the "Manager-of-Managers Structure"). The Order would also provide relief from certain disclosure obligations with regard to sub-advisory fees. The Order, if granted, will be subject to various conditions, including that the Fund will notify shareholders and provide them with certain information required by the exemptive order within 90 days of hiring a new sub-adviser. There can be no assurance that the SEC will grant the Order. The sole initial shareholder of each Fund has approved the operation of each Fund under a Manager-of-Managers Structure with respect to any affiliated or unaffiliated sub-adviser, including in the manner that would likely be permitted by the Order, if it is granted.

### **Sub-Advisers**

Oak Ridge, a Delaware limited liability company with its principal place of business at 10 South LaSalle Street, Suite 1900, Chicago, Illinois 60603, serves as the Sub-Adviser to the North Square Oak Ridge Disciplined Growth Fund, the North Square Oak Ridge Dividend Growth Fund, the North Square Multi Strategy Fund and the North Square Oak Ridge Small Cap Growth Fund, pursuant to an investment sub-advisory agreement. The Sub-Adviser was founded in 1989, and is a registered investment adviser with the SEC. The Sub-Adviser is responsible for the day-to-day management of the North Square Oak Ridge Disciplined Growth Fund, the North Square Oak Ridge Dividend Growth Fund, the North Square Multi Strategy Fund and the North Square Oak Ridge Small Cap Growth Fund's portfolios, selection of each of those Fund's portfolio investments and supervision of their portfolio transactions subject to the general oversight of the Board and the Adviser. Oak Ridge provides investment advisory services for investment companies, institutional clients, and high net worth individuals. As of June 30, 2018, Oak Ridge had approximately \$1.7 billion in assets under management and provided investment advice with respect to another approximately \$300 million in assets.

For its investment sub-advisory services, Oak Ridge is entitled to receive an annual fee paid solely by the Adviser based on the applicable Fund's average daily net assets as follows:

<b>Fund</b>	<b>Contractual Advisory Fees As a Percentage of Average Daily Net Assets</b>
North Square Oak Ridge Small Cap Growth Fund	
First \$1 billion	0.425%
Thereafter	0.40%
North Square Oak Ridge Disciplined Growth Fund	0.35%
North Square Multi Strategy Fund	0.00-0.25%
North Square Oak Ridge Dividend Growth Fund	0.375%

<sup>1</sup> The annual advisory fee is calculated as follows: (i) 0.00% for Fund assets invested in other series of the trust advised by the Adviser ("affiliated investments") and (ii) 0.25% for Fund assets invested in nonaffiliated investments.

Algert Global, LLC ("Algert Global" or a "Sub-Adviser"), with its principal place of business at One Maritime Plaza, Suite 1525, San Francisco, California 94111, serves as the sub-adviser to the North Square International Small Cap Fund and North Square Dynamic Small Cap Fund. The Sub-Adviser was founded in 2002 and is registered as an investment adviser with the SEC. The Sub-Adviser is responsible for the day-to-day portfolio management, selection of the portfolio investments and supervision of the portfolio transactions, subject to the general oversight of the Adviser, for the North Square International Small Cap Fund and North Square Dynamic Small Cap Fund. As of June 30, 2018, Algert Global had \$2.2 billion in assets under management. For its investment sub-advisory services to the North Square International Small Cap Fund and North Square Dynamic Small Cap Fund, the Sub-Adviser is entitled to receive an annual fee paid by the Adviser of 0.50% and 0.45%, respectively.

A discussion regarding the basis for the Board's approval of the Advisory Agreement and sub-advisory agreements will be available in the Fund's first Annual or Semi-Annual Report to shareholders.

## **Portfolio Managers**

### *Portfolio Managers of Oak Ridge*

David M. Klaskin and Robert G. McVicker of Oak Ridge are jointly and primarily responsible for the day-to-day management of the portfolios of the North Square Oak Ridge Small Cap Growth Fund, North Square Multi Strategy Fund and North Square Oak Ridge Disciplined Growth Fund.

David M. Klaskin of Oak Ridge is primarily responsible for the day-to-day management of the North Square Oak Ridge Dividend Growth Fund.

**David M. Klaskin** has 35 years of investment experience. He co-founded Oak Ridge and has served as its Chief Executive Officer and Chief Investment Officer since 1989. He chairs the firm's Executive Committee and the equity selection team. He is also a co-portfolio manager for the firm's all cap, large cap, and small to mid cap equity portfolios and is the portfolio manager of the firm's dividend growth portfolio.

**Robert G. McVicker** has 30 years of investment experience. Mr. McVicker has served as Executive Vice President and Senior Portfolio Manager of the Adviser since 1989. He is a member of the firm's equity selection team. He is co-portfolio manager for the firm's all cap, large cap, and small to mid cap equity portfolios and serves as director of research with responsibility for coordinating, directing and implementing the firm's qualitative/quantitative equity research.

### *Portfolio Managers of Algert Global*

Peter Algert, Bram Zeigler and Ian Klink of Algert Global are jointly and primarily responsible for the day-to-day management of the North Square Dynamic Small Cap Fund's portfolio.

Peter Algert and Bram Zeigler of Algert Global are jointly and primarily responsible for the day-to-day management of the portfolios of the North Square International Small Cap Fund.

**Peter Algert, Ph.D.**, has 23 years of investment experience. Mr. Algert is the Chief Investment Officer and Chief Executive Officer of the Sub-Adviser, which he co-founded in 2002. Mr. Algert was previously a Managing Director at Barclays Global Investors, where he served as the Global Head of Research focusing on stock selection strategies. Prior to that, Mr. Algert was a Director at KMV Corporation where he worked in the areas of empirical modeling and management of credit risk. Mr. Algert received his B.A. in Economics from the University of California, Santa Cruz and his Ph.D. from UC Berkeley's Haas School of Business.

**Ian Klink, Ph.D.**, has 6 years of investment experience. Mr. Klink is a research analyst and portfolio manager for the Sub-Adviser. Mr. Klink joined the Sub-Adviser in 2011. Mr. Klink received his B.S. in Chemical Engineering from the University of Oklahoma and his Ph.D in Chemical Engineering at the University of California, Davis during which time

he concurrently earned an MBA, with a focus in Finance. He also completed coursework toward postdoctoral studies in Chemical Engineering.

**Bram Zeigler**, has 20 years of investment experience. Mr. Zeigler is a research analyst and portfolio manager responsible for the Sub-Adviser. Mr. Zeigler joined Algert Global in 2004. Mr. Zeigler was previously a Vice President at Charles Schwab & Co. where he worked in the areas of correspondent order flow valuation, market maker profitability, and execution quality. Prior to that, Mr. Zeigler worked at the National Association of Securities Dealers where he worked on market microstructure issues affecting The NASDAQ Stock Market. During his time at NASD, he developed the original idea for NASDAQ's SuperMontage trading system, for which he is listed as inventor on the patent. Mr. Zeigler received his B.A. in Economics from Dickinson College and his M.A. in Economics from Washington University in St. Louis.

The SAI provides additional information about the portfolio managers' method of compensation, other accounts managed by the portfolio managers and the portfolio managers' ownership of Fund securities.

### **Other Service Providers**

Compass Distributors, LLC, (the "Distributor") is the Trust's principal underwriter and acts as the Trust's distributor in connection with the offering of Fund shares. The Distributor may enter into agreements with banks, broker-dealers, or other financial intermediaries through which investors may purchase or redeem shares. The Distributor is not affiliated with the Trust, the Adviser, the Sub-Advisers or any other service provider for the Funds.

### **Fund Expenses**

Each Fund is responsible for its own operating expenses (all of which will be borne directly or indirectly by the Fund's shareholders), including among others, legal fees and expenses of counsel to the Fund and the Fund's independent trustees; insurance (including trustees' and officers' errors and omissions insurance); auditing and accounting expenses; taxes and governmental fees: listing fees; fees and expenses of the Fund's custodians, administrators, transfer agents, registrars and other service providers; expenses for portfolio pricing services by a pricing agent, if any; expenses in connection with the issuance and offering of shares; brokerage commissions and other costs of acquiring or disposing of any portfolio holding of the Fund and any litigation expenses.

The Adviser has contractually agreed to waive its fees and/or pay for or reimburse operating expenses of each Fund to ensure that the total annual fund operating expenses (excluding any taxes, leverage interest, brokerage commissions, dividend and interest expenses on short sales, any acquired fund fees and expenses, expenses incurred in connection with any merger or reorganization, and extraordinary expenses such as litigation expenses) do not exceed the following:

<b>Fund</b>	<b>As a Percentage of Average Daily Net Assets</b>
North Square Oak Ridge Small Cap Growth Fund	
Class A	1.39%
Class C	2.14%
Class I	1.14%
Class K	0.99%
North Square International Small Cap Fund	
Class A	1.50%
Class I	1.25%
North Square Dynamic Small Cap Fund	
Class A	1.40%
Class I	1.15%
North Square Oak Ridge Disciplined Growth Fund	
Class A	1.20%
Class I	0.95%
North Square Multi Strategy Fund	
Class A	1.20%
Class C	2.10%
Class I	1.17%
North Square Oak Ridge Dividend Growth Fund	
Class A	1.25%
Class I	1.00%

This agreement is in effect until May 10, 2021, for the North Square Oak Ridge Small Cap Growth Fund and it may be terminated before that date only by the Trust's Board of Trustees.

This agreement is in effect until May 10, 2029 for the North Square International Small Cap Fund, North Square Dynamic Small Cap Fund, North Square Multi Strategy Fund, North Square Oak Ridge Dividend Growth Fund, and North Square Oak Ridge Disciplined Growth Fund and it may be terminated or amended prior to the end of the term with the approval of the Trust's Board of Trustees.

Any waiver of advisory fees or payment or reimbursement of a Fund's expenses made by the Adviser in a fiscal year may be reimbursed by the Fund for a period ending three full fiscal years (three full years for the North Square Multi Strategy Fund) after the date of the waiver, payment or reimbursement if the Adviser so requests. This reimbursement may be requested from a Fund if the reimbursement will not cause the Fund's annual expense ratio to exceed the lesser of (a) the expense limitation amount in effect at the time such fees were waived, payments made or expenses reimbursed, or (b) the expense limitation amount in effect at the time of the reimbursement. The reimbursement amount may not exceed the total amount of fees waived and/or Fund expenses paid or reimbursed by the Adviser and will not include any amounts previously reimbursed to the Adviser by the Fund. With respect to the North Square Multi Strategy Fund, the reimbursement amount is subject to a maximum 0.20% per fiscal year. Any such reimbursement is contingent upon the Board's subsequent review of the reimbursed amounts. A Fund must pay current ordinary operating expenses before the Adviser is entitled to any reimbursement of fees and/or Fund expenses.

**Prior Performance for Similar Accounts Managed by Oak Ridge Investments, LLC**

The following tables set forth performance data relating to the historical performance of all private accounts managed by Oak Ridge for the periods indicated that have investment objectives, policies, strategies and risks substantially similar to those of the North Square Oak Ridge Disciplined Growth Fund. The data is provided to illustrate the past performance of Oak Ridge in managing substantially similar accounts as measured against market indices and does not represent the

performance of the Fund. You should not consider this performance data as an indication of future performance of the Fund.

The private accounts that are included in the performance data set forth below are not subject to the same types of expenses to which the Fund is subject, or to the diversification requirements, specific tax restrictions and investment limitations imposed on the Fund by the 1940 Act, or Subchapter M of the Internal Revenue Code of 1986. Consequently, the performance results for these private accounts could have been adversely affected if the private accounts had been regulated as investment companies under the federal securities laws.

**Annualized Total Returns  
For the Periods Ended March 31, 2019  
All Cap Growth Equity Composite**

	One Year	Three Years	Five Years	Ten Years	Since Inception
<b>All Cap Growth Composite</b>					
Net Returns, after fees/expenses*	14.75%	14.40%	11.23%	14.62%	7.07%
Gross Returns**	16.39%	16.03%	12.83%	16.23%	8.67%
<b>Russell 3000 Growth Index</b>	12.06%	16.40%	13.10%	17.44%	7.03%

\* The fees and expenses of accounts (including cash reserves) included in the composite are lower than the anticipated operating expenses of the North Square Oak Ridge Disciplined Growth Fund, and, accordingly, the performance results of the composite are higher than what the North Square Oak Ridge Disciplined Growth Fund performance would have been.

\*\* The gross of fees performance results reflect the asset-weighted performance of accounts (including cash reserves) managed for the period and do not reflect the deduction of any wrap fees or fees in lieu of commissions on wrap-fee accounts or any advisory fees on the accounts, but do reflect the deduction of trading commissions for separately managed accounts. Such returns are commonly referred to as “Pure” gross of fees returns and are supplemental to net returns.

Oak Ridge is an investment adviser registered with the SEC pursuant to the Investment Advisers Act of 1940. The Oak Ridge All Cap Growth Equity Composite (the “All Cap Growth Equity Composite”) was created in March 2001 and is made up of discretionary, fee paying, all capitalization separately managed accounts. The All Cap Growth Equity Composite performance information shown in this section begins January 1, 2007. The All Cap Growth Equity Composite includes wrap-fee and non-wrap-fee separately managed accounts. Wrap-fee accounts are charged an all-inclusive asset-based fee that includes most costs. Account performance is based on total assets in the account, including cash and cash equivalents. Historical performance results include the results of accounts that are no longer managed by the Firm. The All Cap Growth Equity Composite does not include any non-fee paying accounts. The All Cap Growth Equity Composite is comprised of growth equity accounts that invest primarily in companies with market capitalizations within the range of the Russell 3000 Growth Index at the time of first purchase. For comparison purposes, the composite is measured against the Russell 3000 Growth Index.

## ALL CAP GROWTH EQUITY COMPOSITE

Period	Total Firm Assets (\$ millions)	Composite Performance		Benchmark Performance
		Net	Gross	Russell 3000 Growth Index
2018	1,617	0.44%	1.87%	-2.12%
2017	2,360	23.84%	25.61%	29.59%
2016	3,127	-0.96%	0.48%	7.39%
2015	4,349	5.56%	7.08%	5.09%
2014	4,216	11.45%	13.04%	12.44%
2013	4,042	34.10%	36.04%	34.23%
2012	2,900	9.31%	10.85%	15.21%
2011	2,664	1.15%	2.53%	2.18%
2010	2,912	14.39%	15.90%	17.64%
2009	2,511	29.36%	31.13%	37.01%
2008	1,994	-37.77%	-36.85%	-38.44%
2007	3,822	13.59%	15.06%	11.40%

### **Prior Performance for Similar Accounts Managed by Algert Global LLC**

The following tables set forth performance data relating to the historical performance of all accounts managed by Algert Global for the periods indicated that have investment objectives, policies, strategies and risks substantially similar to those of the North Square International Small Cap Fund. The data is provided to illustrate the past performance of Algert Global in managing substantially similar accounts as measured against market indices and does not represent the performance of the Fund. You should not consider this performance data as an indication of future performance of the Fund.

The private accounts that are included in the performance data set forth below are not subject to the same types of expenses to which the Fund is subject, or to the diversification requirements, specific tax restrictions and investment limitations imposed on the Fund by the Investment Company Act of 1940, as amended (the "1940 Act"), or Subchapter M of the Internal Revenue Code of 1986. Consequently, the performance results for these private accounts could have been adversely affected if the private accounts had been regulated as investment companies under the federal securities laws.

### **Average Annual Total Returns For the Periods Ended March 31, 2019**

#### International Small Cap Strategy Composite

	One Year	Three Years	Five Years	Since February 1, 2010
<b>International Small Cap Strategy Composite</b>				
Net Returns, after fees/expenses*	-15.14%	5.76%	5.15%	10.35%
Gross Returns	-14.27%	6.82%	6.20%	11.45%
<b>MSCI EAFE Small Cap Index</b>	-9.36%	7.50%	4.47%	8.25%

\* The net returns for the composite are shown net of all actual fees and expenses. The fees and expenses of accounts included in the composite are lower than the anticipated operating expenses of the Fund and accordingly, the performance results of the composite are higher than what the Fund's performance would have been.



**INTERNATIONAL SMALL CAP STRATEGY COMPOSITE**  
(As of March 31, 2019)

Period	Total Firm	Composite Assets		Performance Results		
	Assets (\$ millions)	U.S. Dollars (\$ millions)	Number of Accounts	Composite		
				Net	Gross	Index
2019	2,199.0	1,489.0	14	10.94%	11.21%	10.65%
2018	2,145.4	1,225.3	21	0.61%	-0.36%	0.24%
2017	1,991.4	1,096.9	21	32.63%	33.94%	33.01%
2016	956.2	311.3	12	5.5%	6.5%	2.2%
2015	787.2	241.9	7	14.1%	15.2%	9.6%
2014	481.3	49.4	<5	0.8%	1.9%	-5.0%
2013	602.6	40.0	<5	41.0%	42.4%	29.3%
2012	485.2	0.8	<5	21.5%	22.7%	20.0%

Alkert Global is an investment adviser registered with the SEC pursuant to the Investment Advisers Act of 1940.

The Alkert Global International Small Cap composite was created on October 1, 2012, and includes all fee paying and non-fee paying discretionary accounts with comparable investment objectives. Model fees were subtracted from non-fee paying accounts in the composite to compute net of fees performance. Trade date accounting is utilized and cash equivalents are included in performance returns. Valuations are computed and performance reported in U.S. Dollars.

The gross returns were calculated on a time weighted basis, including all dividends and interest, accrual income, and realized and unrealized gains or losses, are net of all brokerage commissions and execution costs, and do not give effect to investment advisory fees, which would reduce such returns. The management fee range is between 0.80% and 1.00% on all assets.

The MSCI EAFE Small Cap Index is an equity index which captures small cap representation across developed markets countries around the world, excluding the United States and Canada.

## **DISTRIBUTION AND SHAREHOLDER SERVICE PLAN**

---

### **Distribution and Service (Rule 12b-1) Fees**

The Trust, on behalf of each Fund, has adopted a Rule 12b-1 plan (the “12b-1 Plan”) with respect to each Fund’s Class A shares and Class C Shares, as applicable. Under the 12b-1 Plan, a Fund pays to the Distributor distribution fees in connection with the sale and distribution of the Fund’s Class A and Class C shares and/or shareholder liaison service fees in connection with the provision of services to shareholders of each such Class and the maintenance of shareholder accounts. For Class A shares, the maximum annual fee payable to the Distributor for such distribution and/or shareholder liaison services is 0.25% of the average daily net assets of such shares. For Class C Shares, the maximum annual fees payable to the Distributor for distribution services and shareholder liaison services are 0.75% and 0.25%, respectively, of the average daily net assets attributable to such shares.

The Distributor may pay any or all amounts received under the 12b-1 Plan to other persons for any distribution or shareholder liaison services provided by such persons to the Funds. Payments under the 12b-1 Plan are not tied exclusively to distribution expenses actually incurred by the Distributor or others and the payments may exceed or be less than the amount of expenses actually incurred. In the case of Class C Shares, 12b-1 fees together with the CDSC are used to finance the costs of advancing sales commissions paid to broker-dealers. After the first 12 months, the broker-dealers may receive the ongoing 12b1-fees associated with their clients’ investment.

Since these fees are paid out of each Fund’s assets attributable to Class A and Class C shares, these fees will increase the cost of your investment and, over time, may cost you more than paying other types of sales charges. The net income attributable to Class A shares and Class C shares will be reduced by the amount of distribution and shareholder liaison service fees and other expenses of a Fund associated with the relevant class of shares.

To assist investors in comparing classes of shares, the table under the Prospectus heading “Fees and Expenses of the Fund” provides a summary of sales charges and expenses and an example of the sales charges and expenses of each Fund applicable to each class of shares offered in this Prospectus.

Class I and Class K shares are not subject to any distribution and shareholder liaison service fees under the 12b-1 Plan.

### **Shareholder Service Fee**

The Trust, on behalf of the Funds, has adopted a Shareholder Service Plan (the “Shareholder Service Plan”) with respect to each of the Fund’s Class A shares and Class C Shares, as applicable. Under the Shareholder Service Plan, the Funds may pay a fee at an annual rate of up to 0.15% of its average daily net assets attributable to Class A shares, Class C shares, and Class I shares, as applicable, to shareholder servicing agents. Shareholder servicing agents provide non-distribution administrative and support services to their customers, which may include establishing and maintaining accounts and records relating to shareholders, processing dividend and distribution payments from the Funds on behalf of shareholders, responding to routine inquiries from shareholders concerning their investments, assisting shareholders in changing dividend options, account designations and addresses, and other similar services.

### **Additional Payments to Broker-Dealers and Other Financial Intermediaries**

The Adviser, out of its own resources, and without additional cost to the Funds or their shareholders, may provide additional cash payments or non-cash compensation to broker-dealers or intermediaries that sell shares of the Funds. These additional cash payments are generally made to intermediaries that provide shareholder servicing, marketing support and/or access to sales meetings, sales representatives and management representatives of the intermediary. The Adviser may pay cash compensation for inclusion of the Funds on a sales list, including a preferred or select sales list, or in other sales programs, or may pay an expense reimbursement in cases where the intermediary provides shareholder services to the Funds’ shareholders. The Adviser may also pay cash compensation in the form of finder’s fees that vary depending on the dollar amount of the shares sold.

## YOUR ACCOUNT WITH THE FUNDS

---

### **Share Price**

The offering price of each class of a Fund's shares is the net asset value per share ("NAV") of that class (plus any sales charges, as applicable). Each Fund's NAVs are calculated as of 4:00 p.m. Eastern Time, the normal close of regular trading on the New York Stock Exchange ("NYSE"), on each day the NYSE is open for trading. If for example, the NYSE closes at 1:00 p.m. New York time, each Fund's NAVs would still be determined as of 4:00 p.m. New York time. In this example, portfolio securities traded on the NYSE would be valued at their closing prices unless the Trust's Valuation Committee determines that a "fair value" adjustment is appropriate due to subsequent events. The NAV of a class of a Fund's shares is determined by dividing the value of the Fund's portfolio securities, cash and other assets (including accrued interest) allocable to such class, less all liabilities (including accrued expenses) allocable to such class, by the total number of outstanding shares of such class. A Fund's NAVs may be calculated earlier if trading on the NYSE is restricted or if permitted by the SEC. The NYSE is closed on weekends and most U.S. national holidays. However, foreign securities listed primarily on non-U.S. markets may trade on weekends or other days on which the Funds do not value their shares, which may significantly affect the Funds' NAVs on days when you are not able to buy or sell Fund shares.

The Funds' securities generally are valued at market price. Securities are valued at fair value when market quotations are not readily available. The Board has adopted procedures to be followed when a Fund must utilize fair value pricing, including when reliable market quotations are not readily available, when the Fund's pricing service does not provide a valuation (or provides a valuation that, in the judgment of the Adviser, does not represent the security's fair value), or when, in the judgment of the Adviser, events have rendered the market value unreliable (see, for example, the discussion of fair value pricing of foreign securities in the paragraph below). Valuing securities at fair value involves reliance on the judgment of the Adviser and the Board (or a committee thereof), and may result in a different price being used in the calculation of a Fund's NAVs from quoted or published prices for the same securities. Fair value determinations are made in good faith in accordance with procedures adopted by the Board. There can be no assurance that a Fund will obtain the fair value assigned to a security if it sells the security.

In certain circumstances, the Funds employ fair value pricing to ensure greater accuracy in determining daily NAVs and to prevent dilution by frequent traders or market timers who seek to exploit temporary market anomalies. Fair value pricing may be applied to foreign securities held by a Fund upon the occurrence of an event after the close of trading on non-U.S. markets but before the close of trading on the NYSE when the Fund's NAVs are determined. If the event may result in a material adjustment to the price of a Fund's foreign securities once non-U.S. markets open on the following business day (such as, for example, a significant surge or decline in the U.S. market), the Fund may value such foreign securities at fair value, taking into account the effect of such event, in order to calculate the Fund's NAVs. Other types of portfolio securities that a Fund may fair value include, but are not limited to: (1) investments that are illiquid or traded infrequently, including "restricted" securities and private placements for which there is no public market; (2) investments for which, in the judgment of the Adviser, the market price is stale; (3) securities of an issuer that has entered into a restructuring; (4) securities for which trading has been halted or suspended; and (5) fixed income securities for which there is no current market value quotation.

### **Purchase of Shares**

This Prospectus offers Class A, Class C, Class I, and Class K shares.

- Class A shares generally incur sales loads at the time of purchase and are subject to annual distribution fees and/or shareholder service fees.
- Class C shares (North Square Oak Ridge Small Cap Growth Fund and North Square Multi Strategy Fund only) generally incur a 1% contingent deferred sales charge if you sell your shares within one year of purchase and are subject to annual distribution fees or shareholder service fees.
- Class I shares are not subject to any sales loads or distribution fees or shareholder service fees, provided that Class I shares of North Square International Small Cap Fund, North Square Dynamic Small Cap Fund, and North Square Oak Ridge Dividend Growth Fund are subject to shareholder service fees.
- Class K shares (North Square Oak Ridge Small Cap Growth Fund only) are not subject to any sales loads or distribution fees or shareholder service fees.

By offering multiple classes of shares, each Fund permits each investor to choose the class of shares that is most beneficial given the type of investor, the amount to be invested and the length of time the investor expects to hold the shares.

Before you invest, you should compare the features of each share class, so that you can choose the class that is right for you. When selecting a share class, you should consider the following:

- which shares classes are available to you;
- how long you expect to own your shares;
- how much you intend to invest;
- total costs and expenses associated with a particular share class; and
- whether you qualify for any reduction or waiver of sales charges

Class A and Class C shares are generally available to all investors; however, share class availability depends upon your financial intermediary's policies and procedures. Class I and Class K shares are subject to different eligibility requirements, fees and expenses, and may have different minimum investment requirements. For eligible investors, Class I or Class K shares may be more suitable than Class A or Class C shares. You should consult with your financial advisor for more information to determine which share class is most appropriate for your situation.

Each class of shares generally has the same rights, except for the differing sales loads, distribution fees, shareholder service fees, any related expenses associated with each class of shares, and the exclusive voting rights by each class with respect to any distribution plan or service plan for such class of shares. Please see the specific features available to each class of shares as discussed below.

To purchase shares of the North Square Funds, you must invest at least the minimum amount indicated in the following table.

<b>Minimum Investments</b>	<b>To Open Your Account</b>	<b>To Add to Your Account</b>
<b>Class A and C Shares</b>		
All Accounts	\$1,000	\$100
<b>Class I and K Shares</b>		
All Accounts	\$1,000,000	None

Shares of a Fund may be purchased by check, by wire transfer of funds via a bank or through an approved financial intermediary (i.e., a supermarket, investment adviser, financial planner or consultant, broker, dealer or other investment professional and their agents) authorized by the Fund to receive purchase orders. Financial intermediaries may provide varying arrangements for their clients to purchase and redeem shares, which may include different sales charges as described in this Prospectus, additional fees and different investment minimums. In addition from time to time, a financial intermediary may modify or waive the initial and subsequent investment minimums. Your financial intermediary may receive different compensation for selling Class A and Class C shares due to different sales charges among the share classes. Please see “**Class A Shares – Sales Charge Schedule**” on page 68, “**Class C Shares Purchase Programs**” on page 71 and “**Appendix A – Waivers and Discounts Available from Intermediaries.**” The share classes your financial intermediary sells may depend on, among other things, the type of investor account and the policies, procedures and practices adopted by your financial intermediary. You should review these arrangements with your financial intermediary. When purchasing shares of a Fund, investors must specify whether the purchase is for Class A, Class C, Class I, or Class K shares, as applicable.

You may make an initial investment in an amount greater than the minimum amounts shown in the preceding table and a Fund may, from time to time, reduce or waive the minimum initial investment amounts. The minimum initial investment amount is automatically waived for Fund shares purchased by Trustees of the Trust and current or retired directors and employees of the Adviser and its affiliates.

To the extent allowed by applicable law, each Fund reserves the right to discontinue offering shares at any time or to cease operating entirely.

The Funds do not accept investments by non-U.S. persons.

### Class A Shares

Class A shares of the Funds are sold at the public offering price, which is the NAV plus an initial maximum sales charge which varies with the amount you invest as shown in the following chart. This means that part of your investment in the Funds will be used to pay the sales charge.

<b>Class A Shares—Sales Charge Schedule</b>			
<b>Your Investment</b>	<b>Front-End Sales Charge As a % Of Offering Price*</b>	<b>Front-End Sales Charge As a % Of Net Investment</b>	<b>Dealer Reallowance As a % Of Offering Price</b>
Less than \$50,000	5.75%	6.10%	5.00%
\$50,000 but less than \$100,000	4.50%	4.71%	4.00%
\$100,000 but less than \$250,000	3.50%	3.63%	3.00%
\$250,000 but less than \$500,000	2.50%	2.56%	2.00%
\$500,000 or more	See below**	See below**	See below**

\* The offering price includes the sales charge.

\*\* There is no initial sales charge on purchases of Class A shares in an account or accounts with an accumulated value of \$500,000 or more, but a CDSC of 1.00% will be imposed to the extent a finder's fee was paid in the event of certain redemptions within 12 months of the date of purchase. See also the "Large Order Net Asset Value Purchase Privilege" section on page 70.

Because of rounding in the calculation of front-end sales charges, the actual front-end sales charge paid by an investor may be higher or lower than the percentages noted above. No sales charge is imposed on Class A shares received from reinvestment of dividends or capital gain distributions.

Information on sales charges can also be found on the Funds' website at [www.northsquareinvest.com](http://www.northsquareinvest.com), or obtained by calling the Funds at 1-855-551-5521, or consulting with your financial advisor.

### Class A Shares Purchase Programs

Eligible purchasers of Class A shares also may be entitled to reduced or waived sales charges through certain purchase programs offered by the Funds.

Eligible purchasers of Class A shares also may be entitled to reduced sales charges through the *Quantity Discount* programs offered by the Funds as discussed below. Eligible purchasers of Class A shares also may be entitled to waived sales charges as discussed below under "*Net Asset Value Purchases*" and "*Large Order Net Asset Value Purchase Privilege*". The availability of certain sales charge waivers and discounts will depend on whether you purchase your shares directly from the Funds or through a financial intermediary. As described in Appendix A to this Prospectus, financial intermediaries may have different policies and procedures regarding the availability of front-end sales load waivers or CDSC waivers. In all instances, it is the purchaser's responsibility to notify the Funds or the purchaser's financial intermediary at the time of purchase of any relationship or other facts qualifying the purchaser for sales charge waivers or discounts. **For waivers and discounts not available through a particular intermediary, shareholders will have to purchase Fund shares directly from the Funds or through another intermediary to receive these waivers or discounts. Please see "Appendix A – Waivers and Discounts Available from Intermediaries" of the Prospectus for a description of waivers or discounts available through certain intermediaries.**

### ***Quantity Discounts.***

When purchasing Class A shares, if the dollar amount of your purchase reaches a specified level, known as a *breakpoint*, you are entitled to pay a discounted initial sales charge. For example, a purchase of up to \$49,999.99 of Class A shares of the Fund would pay an initial charge of 5.75%, while a purchase of \$50,000 would pay an initial charge of 4.50%. There are several breakpoints for the Fund, as shown in the **“Class A Shares - Sales Charge Schedule”** tables above. The greater the investment, the greater the sales charge discount. Investments above \$500,000 have no front-end sales charge but may be subject to a CDSC (please see ***Large Order Net Asset Value Purchase Privilege*** below for more information).

You may be able to lower your Class A sales charges if:

- you assure a Fund in writing that you intend to invest at least \$50,000 in Class A shares of the Funds over the next 13 months in exchange for a reduced sales charge (“Letter of Intent”) (see below); or
- the amount of Class A shares you already own in the Funds plus the amount you intend to invest in Class A shares is at least \$50,000 (“Cumulative Discount”).

By signing a Letter of Intent you can purchase shares of a Fund at a lower sales charge level. Your individual purchases will be made at the applicable sales charge based on the amount you intend to invest over a 13-month period as stated in the Letter of Intent.

Purchases resulting from the reinvestment of dividends and capital gains do not apply toward fulfillment of the Letter of Intent. Any shares purchased within 90 days of the date you sign the letter of intent may be used as credit toward completion, but the reduced sales charge will only apply to new purchases made on or after that date. Shares equal to 5.75% of the amount stated in the Letter of Intent will be held in escrow during the 13-month period. If, at the end of the period, the total net amount invested is less than the amount stated in the Letter of Intent, you will be required to pay the difference between the reduced sales charge and the sales charge applicable to the individual net amounts invested had the Letter of Intent not been in effect. This amount will be obtained from redemption of the escrowed shares. Any remaining escrowed shares after payment to a Fund of the difference in applicable sales charges will be released to you. If you establish a Letter of Intent with a Fund, you can aggregate your accounts as well as the accounts of your immediate family members. You will need to provide written instructions with respect to the other accounts whose purchases should be considered in fulfillment of the Letter of Intent.

The Letter of Intent and Cumulative Discount are intended to let you combine investments made at other times for purposes of calculating your present sales charge. Any time you can use any of these quantity discounts to “move” your investment into a lower sales charge level, it is generally beneficial for you to do so.

For purposes of determining whether you are eligible for a reduced Class A sales charge, you and your immediate family members (*i.e.*, your spouse or domestic partner and your children or stepchildren age 21 or younger) may aggregate your investments in a Fund. This includes, for example, investments held in a retirement account, an employee benefit plan, or through a financial advisor other than the one handling your current purchase. These combined investments will be valued at their current offering price to determine whether your current investment amount qualifies for a reduced sales charge.

You must notify a Fund or an approved financial intermediary at the time of purchase whenever a quantity discount is applicable to purchases and you may be required to provide the Fund, or an approved financial intermediary, with certain information or records to verify your eligibility for a quantity discount. Such information or records may include account statements or other records regarding the shares of the Fund held in all accounts (*e.g.*, retirement accounts) by you and other eligible persons which may include accounts held at the Fund or at other approved financial intermediaries. Upon such notification, you will pay the sales charge at the lowest applicable sales charge level. You should retain any records necessary to substantiate the purchase price of the Fund’s shares, as the Fund and the approved financial intermediary may not retain this information.

### ***Net Asset Value Purchases.***

Class A shares are available for purchase without a sales charge if you are:

- reinvesting dividends or distributions;
- participating in an investment advisory or agency commission program under which you pay a fee to an investment adviser or other firm for portfolio management or brokerage services;
- a financial intermediary purchasing on behalf of its clients that: (i) is compensated by clients on a fee-only basis, including but not limited to investment advisers, financial planners, and bank trust departments; or (ii) has entered into an agreement with the Funds to offer Class A shares through a no-load network or platform (please see Appendix A for a list of financial intermediaries that have these arrangements);
- a trustee or other fiduciary purchasing shares for employer-sponsored retirement plans with at least \$500,000 in total plan assets in connection with purchases of Fund shares made as a result of participant-directed exchanges between options in such a plan;
- a current Trustee of the Trust;
- an employee (including the employee's spouse, domestic partner, children, grandchildren, parents, grandparents, siblings and any dependent of the employee, as defined in Section 152 of the Internal Revenue Code) of the Adviser or its affiliates or of a broker-dealer authorized to sell shares of the Funds.

Your financial advisor or the Funds' transfer agent (the "Transfer Agent") can answer your questions and help you determine if you are eligible.

**Large Order Net Asset Value Purchase Privilege.** There is no initial sales charge on purchases of Class A shares in an account or accounts with an accumulated value of \$500,000 or more, but a contingent deferred sales charge ("CDSC") of 1.00% will be imposed to the extent a finder's fee was paid in the event of certain redemptions within 12 months of the date of purchase. The CDSC is assessed on an amount equal to the lesser of the then current market value of the shares or the historical cost of the shares (which is the amount actually paid for the shares at the time of purchase) being redeemed.

From its own profits and resources, the Adviser may pay a finder's fee to authorized dealers that initiate or are responsible for purchases of \$500,000 or more of Class A shares of the Funds, in accordance with the following fee schedule: 1.00% on amounts of less than \$4 million, 0.50% on amounts of at least \$4 million and less than or equal to \$50 million, and 0.25% over \$50 million.

A CDSC will be waived in the following circumstances:

- If you are a current Trustee of the Trust;
- If you are a trustee or other fiduciary purchasing shares for employer-sponsored retirement plans with at least \$500,000 in total plan assets in connection with purchases of Fund shares made as a result of participant-directed exchanges between options in such a plan;
- If you are an employee (including the employee's spouse, domestic partner, children, grandchildren, parents, grandparents, siblings and any dependent of the employee, as defined in Section 152 of the Internal Revenue Code) of the Adviser or its affiliates or of a broker-dealer authorized to sell shares of a Fund; or
- Upon conversion of Class A shares into another class of shares of a Fund.

Your financial advisor or the Transfer Agent can answer your questions and help you determine if you are eligible for waiver of a sales charge.

### **Class C Shares**

Under the 12b-1 Plan, a distribution fee at an annual rate of 1.00% of average daily net assets is deducted from the assets of a Fund's Class C shares.

Class C Shares of the Funds are sold at NAV and are subject to a CDSC of 1.00% on any shares you sell within 12 months of purchasing them.

The CDSC is assessed on an amount equal to the lesser of the then current market value of the shares or the historical cost of the shares (which is the amount actually paid for the shares at the time of purchase) being redeemed. Accordingly, no CDSC is imposed on increases in the NAV above the initial purchase price. You should retain any records necessary to substantiate the historical cost of your shares, as the Funds and authorized dealers may not retain this information. In addition, no CDSC is assessed on shares received from reinvestment of dividends or capital gain distributions. The Funds will not accept a purchase order for Class C shares in the amount of \$499,999 or more.

In determining whether a CDSC applies to a redemption, a Fund assumes that the shares being redeemed first are any shares in your account that are not subject to a CDSC, followed by shares held the longest in your account.

### **Class C Shares Purchase Programs**

The availability of certain sales charge waivers and discounts will depend on whether you purchase your shares directly from the Funds or through a financial intermediary. As described in Appendix A to this Prospectus, financial intermediaries may have different policies and procedures regarding the availability of CDSC waivers. In all instances, it is the purchaser's responsibility to notify the Funds or the purchaser's financial intermediary at the time of purchase of any relationship or other facts qualifying the purchaser for sales charge waivers or discounts. **For waivers and discounts not available through a particular intermediary, shareholders will have to purchase Fund shares directly from the Funds or through another intermediary to receive these waivers or discounts. Please see "Appendix A – Waivers and Discounts Available from Intermediaries" of the Prospectus for a description of waivers or discounts available through certain intermediaries.**

As described below, eligible purchasers of Class C shares may be entitled to the elimination of CDSC. You may be required to provide a Fund, or its authorized dealer, with certain information or records to verify your eligibility.

A CDSC will not be applied in the following cases:

- the death or disability of an account owner (including a joint owner). This waiver applies only under certain conditions. Your financial representative or the Transfer Agent must be contacted to determine if the conditions exist;
- withdrawals made through an automatic withdrawal plan. Such withdrawals may be made up to a maximum of 12% of the net asset value of the account on the date of the withdrawal;
- withdrawals related to certain retirement or benefit plans; or
- redemptions for certain loan advances, hardship provisions or returns of excess contributions from retirement plans.

Your financial advisor or the Transfer Agent can answer questions and help determine if you are eligible.

### **Class I and Class K Shares**

To purchase Class I and Class K shares of the Funds, you generally must invest at least \$1 million. Class I and Class K shares are not subject to any initial sales charge. There also are no CDSC imposed on redemptions of Class I and Class K shares, and you do not pay any ongoing distribution/service fees.

The minimum investment requirement for Class I or Class K shares may be waived if you or your financial intermediary, invest through an omnibus account, have an aggregate investment in our family of funds of \$5 million or more, or in other situations as determined by the Adviser. In addition, financial intermediaries or plan record keepers may require retirement plans to meet certain other conditions, such as plan size or a minimum level of assets per participant, in order to be eligible to purchase Class I or Class K shares. The Adviser may permit a financial intermediary to waive applicable minimum initial investment for Class I or Class K shares in the following situations:



- Broker-dealers purchasing Fund shares for clients in broker-sponsored discretionary fee-based advisory programs where the portfolio manager of the program acts on behalf of the shareholder through omnibus accounts;
- Trust companies and bank wealth management organizations purchasing shares in a fiduciary, discretionary trustee or advisory account on behalf of the shareholder, through omnibus accounts or nominee name accounts;
- Qualified Tuition Programs under Section 529 that have entered into an agreement with the Distributor;
- Certain employer-sponsored retirement plans, as approved by the Adviser; and
- Certain other situations deemed appropriate by the Adviser.

### **In-Kind Purchases and Redemptions**

Each Fund reserves the right to accept payment for shares in the form of securities that are permissible investments for the Fund. Each Fund also reserves the right to pay redemptions by an “in-kind” distribution of portfolio securities (instead of cash) from the Fund. In-kind purchases and redemptions are taxable events and may result in the recognition of gain or loss for federal income tax purposes. See the SAI for further information about the terms of these purchases and redemptions.

### **Additional Investments**

Additional subscriptions in a Fund generally may be made by investing at least the minimum amount shown in the table above. Exceptions may be made at a Fund’s discretion. You may purchase additional shares of a Fund by sending a check together with the Invest by Mail form from your most recent confirmation statement to the Fund at the applicable address listed in the table below. Please ensure that you include your account number on the check. If you do not have the Invest by Mail form from your confirmation statement, list your name, address and account number on a separate sheet of paper and include it with your check. You may also make additional investments in a Fund by wire transfer of funds or through an approved financial intermediary. The minimum additional investment amount is automatically waived for shares purchased by Trustees of the Trust and current or retired directors and employees of the Adviser and its affiliates. Please follow the procedures described in this Prospectus.

### **Dividend Reinvestment**

You may reinvest dividends and capital gains distributions in shares of a Fund. Such shares are acquired at NAV (without a sales charge) on the applicable payable date of the dividend or capital gain distribution. Unless you instruct otherwise, dividends and distributions are automatically reinvested in shares of the same class of the Fund paying the dividend or distribution. This instruction may be made by writing to the Transfer Agent or by telephone by calling 1-855-551-5521 at least five calendar days prior to the record date of the next distribution.. You may, on the account application form or prior to any declaration, instruct that dividends and/or capital gain distributions be paid in cash or be reinvested in the Funds at the next determined NAV. If you elect to receive dividends and/or capital gain distributions in cash and the U.S. Postal Service cannot deliver the check, or if a check remains outstanding for six months or more, each Fund reserves the right to reinvest the distribution check in your account at the Fund’s current NAV and to reinvest all subsequent distributions.

### **Customer Identification Information**

To help the government fight the funding of terrorism and money laundering activities, federal law requires all financial institutions to obtain, verify and record information that identifies each person who opens an account. When you open an account, you will be asked for your name, date of birth (for a natural person), your residential address or principal place of business, and mailing address (if different) as well as your Social Security Number or Taxpayer Identification Number. If you are opening the account in the name of a legal entity (e.g., partnership, limited liability company, business trust, corporation, etc.), you must also supply the identity of the beneficial owners. Additional information is required for corporations, partnerships and other entities. Applications without such information will not be considered in good order. Each Fund reserves the right to deny any application if the application is not in good order.

This Prospectus should not be considered a solicitation to purchase or as an offer to sell shares of the Funds in any jurisdiction where it would be unlawful to do so under the laws of that jurisdiction. Please note that the value of your account may be transferred to the appropriate state if no activity occurs in the account within the time period specified by state law.

### **Timing and Nature of Requests**

The purchase price you will pay for a Fund’s shares will be at the next NAV (plus any sales charge, as applicable) calculated after the Transfer Agent or your authorized financial intermediary receives your request in good order. “Good order”

means that your purchase request includes: (1) the name of the Fund and share class to be purchased, (2) the dollar amount of shares to be purchased, (3) your purchase application or investment stub, and (4) a check payable to North Square Funds. All requests received in good order before 4:00 p.m. (Eastern Time) on any business day will be processed on that same day. Requests received at or after 4:00 p.m. (Eastern Time) will be transacted at the next business day's NAV (plus any sales charge, if applicable). All purchases must be made in U.S. Dollars and drawn on U.S. financial institutions.

## Methods of Buying

---

***Through a broker-dealer or other financial intermediary*** The Funds are offered through certain approved financial intermediaries (and their agents). The Funds are also offered directly. A purchase order placed with a financial intermediary or its authorized agent is treated as if such order were placed directly with the Funds, and will be deemed to have been received by the Funds when the financial intermediary or its authorized agent receives the order and executed at the next NAV (plus any sales charge, as applicable) calculated by the Funds. Your financial intermediary will hold your shares in a pooled account in its (or its agent's) name. A Fund may pay your financial intermediary (or its agent) to maintain your individual ownership information, maintain required records, and provide other shareholder services. A financial intermediary which offers shares may require payment of additional fees from its individual clients which may be in addition to those described in this Prospectus. For example, the financial intermediary may charge transaction fees or set different minimum investments. Your financial intermediary is responsible for processing your order correctly and promptly, keeping you advised of the status of your account, confirming your transactions and ensuring that you receive copies of the Funds' Prospectus. Please contact your financial intermediary to determine whether it is an approved financial intermediary of the Funds or for additional information.

---

***By mail*** All checks must be made in U.S. Dollars and drawn on U.S. financial institutions. A Fund will not accept payment in cash or money orders. A Fund does not accept post-dated checks or any conditional order or payment. To prevent check fraud, a Fund will not accept third party checks, Treasury checks, credit card checks, traveler's checks or starter checks for the purchase of shares.

To buy shares directly from a Fund by mail, complete an account application and send it together with your check for the amount you wish to invest to the Funds at the address indicated below. To make additional investments once you have opened your account, write your account number on the check and send it to the Funds together with the Invest by Mail form from your most recent confirmation statement received from the Transfer Agent. If your check is returned for insufficient funds, your purchase will be canceled and a \$25 fee will be assessed against your account by the Transfer Agent. The Transfer Agent will charge a \$25 fee against a shareholder's account, in addition to any loss sustained by the Fund, for any payment that is returned.

### **Regular Mail**

North Square Funds  
c/o U.S. Bank Global Fund Services  
P. O. Box 701  
Milwaukee, WI 53201-0701

### **Overnight Delivery**

North Square Funds  
c/o U.S. Bank Global Fund Services  
615 East Michigan Street, 3rd Floor  
Milwaukee, Wisconsin 53202

***The Funds do not consider the U.S. Postal Service or other independent delivery services to be its agents. Therefore, deposit in the mail or with such services, or receipt at U.S. Bank Global Fund Services' post office box, of purchase orders or redemption requests does not constitute receipt by the Transfer Agent of the Fund. Receipt of purchase orders or redemption requests is based on when the order is received at the Transfer Agent's offices.***

---

***By telephone*** To make additional investments by telephone, you must authorize telephone purchases on your account application. If you have given authorization for telephone transactions and your account has been open for at least 15 days, call the Transfer Agent toll-free at 1-855-551-5521 and you will be allowed to move money in amounts of at least \$100 from your bank account to the Funds' account upon request. Only bank accounts held at U.S. institutions that are ACH members may be used for telephone transactions. If your order is placed before 4:00 p.m. (Eastern Time) on a business day shares will be purchased in your account at the NAV (plus any sales charge, as applicable) calculated on that day. Orders received at or after 4:00 p.m. (Eastern Time) will be transacted at the next business day's NAV (plus any sales charge, if applicable). For security reasons, requests by telephone will be recorded.

---

---

***By wire***

To open an account by wire, a completed account application form must be received by the Funds before your wire can be accepted. You may mail or send by overnight delivery your account application form to the Transfer Agent. Upon receipt of your completed account application form, an account will be established for you. The account number assigned to you will be required as part of the wiring instruction that should be provided to your bank to send the wire. Your bank must include the name of the relevant Fund, the account number, and your name so that monies can be correctly applied. Your bank should transmit monies by wire to:

**U.S. Bank National Association**

777 East Wisconsin Avenue  
Milwaukee, Wisconsin 53202  
ABA No. 075000022  
Credit: U.S. Bancorp Fund Services, LLC  
Account No. 112-952-137

**For further credit to:**

“North Square [Fund Name and Share Class]”

Your account number

Name(s) of investor(s)

Social Security Number or Taxpayer Identification Number

Before sending your wire, please contact the Transfer Agent at 1-855-551-5521 to notify it of your intention to wire funds. This will ensure prompt and accurate credit upon receipt of your wire. Your bank may charge a fee for its wiring service.

Wired funds must be received prior to 4:00 p.m. (Eastern Time) on a business day to be eligible for same-day pricing. **The Funds and U.S. Bank N.A. are not responsible for the consequences of delays resulting from the banking or Federal Reserve wire system, or from incomplete wiring instructions.**

---

---

## Selling (Redeeming) Fund Shares

---

### *Through a broker-dealer or other financial intermediary*

If you purchased your shares through an approved financial intermediary, your redemption order must be placed through the same financial intermediary. A Fund will be deemed to have received a redemption order when a financial intermediary or, if applicable, an intermediary's authorized designee, receives the order. The financial intermediary or its agent must receive your redemption order prior to 4:00 p.m. (Eastern Time) on a business day for the redemption to be processed at the current day's NAV. Orders received at or after 4:00 p.m. (Eastern Time) on a business day or on a day when the Fund does not value its shares will be transacted at the next business day's NAV. Please keep in mind that your financial intermediary may charge additional fees for its services. In the event your approved financial intermediary is no longer available or in operation, you may place your redemption order directly with the Funds as described below.

---

### *By mail*

You may redeem shares purchased directly from a Fund by mail. Send your written redemption request to North Square Funds at the address indicated below. Your request must be in good order and contain the relevant Fund's name, the name(s) on the account, your account number and the dollar amount or the number of shares to be redeemed. The redemption request must be signed by all shareholders listed on the account along with a signature guarantee (if applicable). Additional documents are required for certain types of shareholders, such as corporations, partnerships, executors, trustees, administrators, or guardians (*i.e.*, corporate resolutions dated within 60 days, or trust documents indicating proper authorization).

#### **Regular Mail**

North Square Funds  
c/o U.S. Bank Global Fund Services  
P. O. Box 701  
Milwaukee, WI 53201-0701

#### **Overnight Delivery**

North Square Funds  
c/o U.S. Bank Global Fund Services  
615 East Michigan Street, 3rd Floor  
Milwaukee, Wisconsin 53202

***The Funds do not consider the U.S. Postal Service or other independent delivery services to be its agents. Therefore, deposit in the mail or with such services, or receipt at U.S. Bank Global Fund Services post office box, of purchase orders or redemption requests does not constitute receipt by the Transfer Agent of the Fund. Receipt of purchase orders or redemption requests is based on when the order is received at the Transfer Agent's offices.***

---

### *By telephone*

To redeem shares by telephone, call the Funds at 1-855-551-5521 and specify the amount of money you wish to redeem. You may have a check sent to the address of record, or, if previously established on your account, you may have proceeds sent by wire or electronic funds transfer through the ACH network directly to your bank account. Wire transfers are subject to a \$20 fee paid by the shareholder and your bank may charge a fee to receive wired funds. Checks sent via overnight delivery are subject to a \$15 charge. You do not incur any charge when proceeds are sent via the ACH network; however, credit may not be available for two to three business days.

If you are authorized to perform telephone transactions (either through your account application form or by subsequent arrangement in writing with the Funds), you may redeem shares worth up to \$50,000 by instructing the Funds by phone at 1-855-551-5521. Telephone trades must be received by or prior to market close. During periods of high market activity, shareholders may encounter higher than usual call waits. Please allow sufficient time to place your telephone transaction. If an account has more than one owner or authorized person, the Fund will accept telephone instructions from any one owner or authorized person. Unless noted on the initial account application, a signature guarantee may be required of all shareholders in order to qualify for or to change telephone redemption privileges.

**Note:** The Funds and all of its service providers will not be liable for any loss or expense in acting upon instructions that are reasonably believed to be genuine. To confirm that all telephone instructions are genuine, the caller must verify the following:

- The applicable Fund account number;
- The name in which his or her account is registered;
- The Social Security Number or Taxpayer Identification Number under which the account is registered; and
- The address of the account holder, as stated in the account application form.

If you elect telephone privileges on the account application or in a letter to a Fund, you may be responsible for any fraudulent telephone orders as long as the Fund and/or its service providers have taken reasonable precautions to verify your identity. In addition, once you place a telephone transaction request, it cannot be canceled or modified after the close of regular trading on the NYSE (generally, 4:00 p.m., Eastern time).

During periods of significant economic or market change, telephone transactions may be difficult to complete. If you are unable to contact a Fund by telephone, you may also mail your request to the Fund at the address listed under “Methods of Buying.”

---

### **Signature Guarantee**

Signature guarantees will generally be accepted from domestic banks, brokers, dealers, credit unions, national securities exchanges, registered securities associations, clearing agencies and savings associations, as well as from participants in the New York Stock Exchange Medallion Signature Program and the Securities Transfer Agents Medallion Program (“STAMP”). A notary public is not an acceptable signature guarantor.

A signature guarantee, from either a Medallion program member or a non-Medallion program member, is required in the following situations:

- If ownership is being changed on your account;
- When redemption proceeds are payable or sent to any person, address or bank account not on record;
- When a redemption is received by the Transfer Agent and the account address has changed within the last 15 calendar days; or
- You wish to redeem more than \$50,000 worth of shares.

In addition to the situations described above, each Fund and/or the Transfer Agent reserve the right to require a signature guarantee in other instances based on the circumstances relative to the particular situation.

Non financial transactions, including establishing or modifying certain services on an account, may require a signature guarantee, signature verification from a Signature Validation Program member, or other acceptable form of authentication from a financial institution source.

### **Systematic Withdrawal Plan**

You may request that a predetermined dollar amount be sent to you on a monthly or quarterly basis. Your account must maintain a value of at least \$10,000 for you to be eligible to participate in the Systematic Withdrawal Plan (“SWP”). The minimum withdrawal amount is \$100. If you elect to receive redemptions through the SWP, the relevant Fund will send a check to your address of record, or will send the payment via electronic funds transfer through the ACH network, directly to your bank account on record. You may request an application for the SWP by calling the Transfer Agent toll-free at 1-855-551-5521. A Fund may modify or terminate the SWP at any time. You may terminate your participation in the SWP by calling the Transfer Agent at least five calendar days before the next withdrawal.

### **Automatic Investment Plan**

Once your account has been opened with the initial minimum investment, you may make additional purchases of Investor Class shares at regular intervals through the Automatic Investment Plan (“AIP”). The AIP provides a convenient method to have monies deducted from your bank account, for investment into the Fund, on a monthly or quarterly basis. In order to participate in the AIP, each purchase must be in the amount of \$100 or more for Class A and C shares and your financial institution must be a member of the ACH network. There is no minimum for Class I and K shares. If your bank rejects your payment, the Transfer Agent will charge a \$25 fee to your account. To begin participating in the AIP, please complete the Automatic Investment Plan section on the account application or call the Transfer Agent at 1-855-551-5521, if you have questions about the AIP. Any request to change or terminate your AIP should be submitted to the Transfer Agent at least five calendar days prior to the automatic investment date.

### **Payment of Redemption Proceeds**

You may redeem shares of a Fund at a price equal to the NAV next determined after the Transfer Agent and/or authorized intermediary or agent receives your redemption request in good order. Generally, your redemption request cannot be processed on days the NYSE is closed. Redemption proceeds for requests received in good order by the Transfer Agent

and/or authorized agent before the close of the regular trading session of the NYSE (generally, 4:00 p.m. Eastern Time) will usually be sent on the following business day to the address of record or the bank you indicate or wired using the wire instructions on record. Payment of redemption proceeds may take longer than typically expected, but will be sent within seven calendar days after the Fund receives your redemption request, except as specified below.

If you purchase shares using a check or electronic funds transfer through the ACH network and request a redemption before the purchase amount has cleared, a Fund may postpone payment of your redemption proceeds up to 15 calendar days while the Fund waits for the purchase amount to clear. Furthermore, a Fund may suspend the right to redeem shares or postpone the date of payment upon redemption for more than seven calendar days: (1) for any period during which the NYSE is closed (other than customary weekend or holiday closings) or trading on the NYSE is restricted; (2) for any period during which an emergency exists affecting the sale of the Fund's securities or making such sale or the fair determination of the value of the Fund's net assets not reasonably practicable; or (3) for such other periods as the SEC may permit for the protection of the Fund's shareholders.

### **Other Redemption Information**

Shareholders who hold shares of a Fund through an IRA or other retirement plan, must indicate on their written redemption requests whether to withhold federal income tax. Redemption requests failing to indicate an election not to have taxes withheld will generally be subject to a 10% federal income tax withholding. Shares held in IRA and other retirement accounts may be redeemed by telephone at 1-855-551-5521. Investors will be asked whether or not to withhold taxes from any distribution. In addition, if you are a resident of certain states, state income tax also applies to non-Roth IRA distributions when federal withholding applies. Please consult with your tax professional.

A Fund generally pays sale (redemption) proceeds in cash. Each Fund typically expects to satisfy redemption requests by selling portfolio assets or by using holdings of cash or cash equivalents. On a less regular basis, a Fund may also satisfy redemption requests by drawing on a line of credit. These methods may be used during both normal and stressed market conditions. Under unusual conditions, a Fund may pay all or part of a shareholder's redemption proceeds in portfolio securities with a market value equal to the redemption price (redemption in-kind) in lieu of cash in order to protect the interests of the Fund's remaining shareholders. A Fund may redeem shares in-kind during both normal and stressed market conditions. If a Fund redeems your shares in kind, you will bear any market risks associated with investment in these securities, and you will be responsible for the costs (including brokerage charges) of converting the securities to cash.

A Fund may redeem all of the shares held in your account if your balance falls below the Fund's minimum initial investment amount due to your redemption activity. In these circumstances, the Fund will notify you in writing and request that you increase your balance above the minimum initial investment amount within 30 days of the date of the notice. If, within 30 days of a Fund's written request, you have not increased your account balance, your shares will be automatically redeemed at the current NAV. A Fund will not require that your shares be redeemed if the value of your account drops below the investment minimum due to fluctuations of the Fund's NAV.

### **Cost Basis Information**

Federal tax law requires that regulated investment companies, such as the Funds, report their shareholders' cost basis, gain/loss, and holding period to the IRS on the shareholders' Consolidated Form 1099s when "covered" shares of the regulated investment companies are sold. Covered shares are any shares acquired (including pursuant to a dividend reinvestment plan) on or after January 1, 2012.

Each Fund has chosen average cost as its standing (default) tax lot identification method for all shareholders, which means this is the method the Fund will use to determine which specific shares are deemed to be sold when there are multiple purchases on different dates at differing net asset values, and the entire position is not sold at one time. The Funds' standing tax lot identification method is the method it will use to report the sale of covered shares on your Consolidated Form 1099 if you do not select a specific tax lot identification method. Redemptions are taxable and you may realize a gain or a loss upon the sale of your shares. Certain shareholders may be subject to backup withholding.

Subject to certain limitations, you may choose a method other than the Funds' standing method at the time of your purchase or upon the sale of covered shares. **For all shareholders using a method other than the specific tax lot identification method, the Funds first redeem shares you acquired on or before December 30, 2011, and then**

**apply your elected method to shares acquired after that date.** Please refer to the appropriate Treasury regulations or consult your tax advisor with regard to your personal circumstances.

### **Tools to Combat Frequent Transactions**

The Trust's Board of Trustees has adopted policies and procedures with respect to frequent purchases and redemptions of Fund shares by Fund shareholders. The Trust discourages excessive, short-term trading and other abusive trading practices that may disrupt portfolio management strategies and harm a Fund's performance. The Trust takes steps to reduce the frequency and effect of these activities in the Funds. These steps may include monitoring trading activity and using fair value pricing. In addition, the Trust may take action, which may include using its best efforts to restrict a shareholder's trading privileges in the Funds, if that shareholder has engaged in four or more "round trips" in a Fund during a 12-month period. Although these efforts (which are described in more detail below) are designed to discourage abusive trading practices, these tools cannot eliminate the possibility that such activity may occur. Further, while the Trust makes efforts to identify and restrict frequent trading, the Trust receives purchase and sale orders through financial intermediaries and cannot always know or detect frequent trading that may be facilitated by the use of intermediaries or the use of group or omnibus accounts by those intermediaries. The Trust seeks to exercise its judgment in implementing these tools to the best of its ability in a manner that the Trust believes is consistent with the interest of Fund shareholders.

---

<b><i>Monitoring Trading Practices</i></b>	The Trust may monitor trades in Fund shares in an effort to detect short-term trading activities. If, as a result of this monitoring, the Trust believes that a shareholder of the Funds has engaged in excessive short-term trading, it may, in its discretion, ask the shareholder to stop such activities or refuse to process purchases in the shareholder's accounts. In making such judgments, the Trust seeks to act in a manner that it believes is consistent with the best interest of Fund shareholders. Due to the complexity and subjectivity involved in identifying abusive trading activity, there can be no assurance that the Trust's efforts will identify all trades or trading practices that may be considered abusive.
--	---

---

### **General Transaction Policies**

Some of the following policies are mentioned above. In general, each Fund reserves the right to:

- vary or waive any minimum investment requirement;
- refuse, change, discontinue, or temporarily suspend account services, including purchase or telephone redemption privileges (if redemption by telephone is not available, you may send your redemption order to the Funds via regular or overnight delivery), for any reason;
- reject any purchase request for any reason (generally, the Fund does this if the purchase is disruptive to the efficient management of the Fund due to the timing of the investment or an investor's history of excessive trading);
- delay paying redemption proceeds for up to seven calendar days after receiving a request, if an earlier payment could adversely affect the Fund;
- reject any purchase or redemption request that does not contain all required documentation; and
- subject to applicable law and with prior notice, adopt other policies from time to time requiring mandatory redemption of shares in certain circumstances.

If you elect telephone privileges on the account application or in a letter to a Fund, you may be responsible for any fraudulent telephone orders as long as the Fund and/or its service providers have taken reasonable precautions to verify your identity. In addition, once you place a telephone transaction request, it cannot be canceled or modified.

During periods of significant economic or market change, telephone transactions may be difficult to complete. If you are unable to contact a Fund by telephone, you may also mail your request to the Fund at the address listed under "Methods of Buying."

Your broker or other financial intermediary may establish policies that differ from those of the Funds. For example, the organization may charge transaction fees, set higher minimum investments, or impose certain limitations on buying or selling shares in addition to those identified in this Prospectus. Contact your broker or other financial intermediary for details.

Please note that the value of your account may be transferred to the appropriate state if no activity occurs in the account within the time period specified by state law.

### **Exchange Privilege**

You may exchange shares of a Fund for the same class of shares in an identically registered account of another North Square Fund (please contact the North Square Funds at 1-855-551-5521 to receive the prospectus. The amount of the exchange must be equal to or greater than the required minimum initial investment (see “Minimum Investment” table). You may realize either a gain or loss on those shares and will be responsible for paying the appropriate taxes. If you exchange shares through a broker, the broker may charge you a transaction fee. You may exchange shares by sending a written request to the Funds or by telephone. Be sure that your written request includes the dollar amount or number of shares to be exchanged, the name(s) on the account and the account number(s), and is signed by all shareholders on the account. In order to limit expenses, each Fund reserves the right to limit the total number of exchanges you can make in any year. There are no sales charges for exchanges of shares.

### **Conversion of Shares**

A share conversion is a transaction in which shares of one class of a Fund are exchanged for shares of another class of the same Fund. Share conversions can occur between each share class of a Fund. Generally, share conversions occur when a shareholder becomes eligible for another share class of a Fund or no longer meets the eligibility criteria of the share class owned by the shareholder (and another class exists for which the shareholder would be eligible). Please note that a share conversion is generally a non-taxable event, but you should consult with your personal tax advisor on your particular circumstances.

Class C shares of a Fund may be converted into another class of shares of the Fund at the direction of a shareholder or its financial intermediary. To qualify for a conversion, the shareholder must satisfy the conditions for investing in the class into which the conversion is sought. A shareholder or financial intermediary may only convert the shareholder's Class C shares into another class of shares if the Class C shares are no longer subject to a Contingent Deferred Sales Charge (“CDSC”) or the Adviser has been or will be reimbursed the portion of the CDSC otherwise payable on those shares. Class C shares may only be converted to Class A shares if the conversion is made to facilitate a shareholder's participation in a fee based or wrap fee program, or in other circumstances subject to the discretion of the Adviser.

Class C shares will automatically convert to Class A shares after the shares have been held for 10 years from the purchase date; the shares will be converted on the next monthly conversion processing date after the 10 year anniversary of purchase (generally, on the fifteenth of the month, or the next business day if the fifteenth is not a business day). It is the responsibility of your Financial Intermediary and not the Fund, the transfer agent, the Distributor or the Adviser to ensure that you are credited with the proper holding period. If your Financial Intermediary does not have records verifying that your shares have been held for at least 10 years, your Financial Intermediary may not convert your Class C shares to Class A shares. Group retirement plans held in an omnibus recordkeeping platform through a Financial Intermediary that does not track participant-level share lot aging may not convert Class C shares to Class A shares. Customers of certain Financial Intermediaries may be subject to different terms or conditions, as set by their Financial Intermediary, in connection with such conversions. Please refer to Appendix A or contact your Financial Intermediary for more information.

A request for a share conversion will not be processed until it is received in “good order” (as defined above) by a Fund or your financial intermediary or its designee. To receive the NAV of the new class calculated that day, conversion requests must be received in good order by the Fund or your financial intermediary before 4:00 p.m., Eastern Time or the financial intermediary's earlier applicable deadline. Please note that, because the NAV of each class of a Fund will generally vary from the NAVs of the other classes due to differences in expenses, you will receive a number of shares of the new class that is different from the number of shares that you held of the old class, but the total value of your holdings will remain the same.



The Funds' frequent trading policies will not be applicable to share conversions. If you hold your shares through a financial intermediary, please contact the financial intermediary for more information on share conversions. Please note that certain financial intermediaries may not permit all types of share conversions. The Funds reserve the right to terminate, suspend or modify the share conversion privilege for any shareholder or group of shareholders.

The Funds reserve the right to automatically convert shareholders from one class to another if they either no longer qualify as eligible for their existing class or if they become eligible for another class. Such mandatory conversions may be as a result of a change in value of an account due to market movements, exchanges or redemptions. The Funds will notify affected shareholders in writing prior to any mandatory conversion.

### **Availability of Information**

Information regarding sales charges of the Funds and the applicability and availability of discounts from sales charges is available free of charge on the Funds' website at [www.northsquareinvest.com](http://www.northsquareinvest.com). The Prospectus and SAI are also available on the website.

### **Prospectus and Shareholder Report Mailings**

In an effort to decrease costs, the Fund intends to reduce the number of duplicate prospectuses and Annual and Semi-Annual Reports you receive by sending only one copy of each to those addresses shared by two or more accounts and to shareholders we reasonably believe are from the same family or household. Once implemented, if you would like to discontinue householding for your accounts, please call toll-free at 1-855-551-5521 to request individual copies of these documents. Once the Fund receives notice to stop householding, we will begin sending individual copies thirty days after receiving your request. This policy does not apply to account statements.

### **Additional Information**

The Funds enter into contractual arrangements with various parties, including among others the Adviser and Sub-Adviser, who provide services to the Funds. Shareholders are not parties to, or intended (or "third party") beneficiaries of, those contractual arrangements.

The Prospectus and the SAI provide information concerning the Funds that you should consider in determining whether to purchase shares of the Funds. The Funds may make changes to this information from time to time. Neither this Prospectus nor the SAI is intended to give rise to any contract rights or other rights in any shareholder, other than any rights conferred by federal or state securities laws that may not be waived.

## **DIVIDENDS AND DISTRIBUTIONS**

---

The North Square Oak Ridge Dividend Growth Fund will make distributions of net investment income quarterly. The other Funds will make distributions of net investment income and net capital gains, if any, at least annually, typically in December. A Fund may make an additional payment of dividends or distributions if it deems it desirable at any other time during the year.

The per share distributions on Class A and Class C shares may be lower than the per share distributions on Class I and Class K shares as a result of the higher distribution/service fees applicable to Class A and Class C shares.

If you buy shares of a Fund just before it makes a distribution (on or before the record date), you will receive some of the purchase price back in the form of a taxable distribution.

All dividends and distributions will be reinvested in Fund shares unless you choose one of the following options: (1) to receive net investment income dividends in cash, while reinvesting capital gain distributions in additional Fund shares; (2) to receive all dividends and distributions in cash, or (3) to receive capital gain distributions in cash, while reinvesting net investment income in additional Fund shares. If you wish to change your distribution option, please write to or call the Transfer Agent at least five calendar days before the record date of the distribution.

If you elect to receive distributions in cash and the U.S. Postal Service cannot deliver your check, or if your distribution check has not been cashed for six months, each Fund reserves the right to reinvest the distribution check in your account at the Fund's then current NAV and to reinvest all subsequent distributions.

## FEDERAL INCOME TAX CONSEQUENCES

---

The following discussion is very general and does not address investors subject to special rules, such as investors who hold Fund shares through an IRA, 401(k) plan or other tax-advantaged account. The SAI contains further information about taxes. Because each shareholder's circumstances are different and special tax rules may apply, you should consult your tax advisor about your investment in a Fund.

You will generally have to pay federal income taxes, as well as any state or local taxes, on distributions received from a Fund, whether paid in cash or reinvested in additional shares. If you sell Fund shares, it is generally considered a taxable event. If you exchange shares of a Fund for shares of another fund, the exchange will be treated as a sale of the Fund's shares and any gain on the transaction may be subject to federal income tax.

Distributions of net investment income, other than "qualified dividend income," and distributions of net short-term capital gains, are taxable for federal income tax purposes at ordinary income tax rates. Distributions from a Fund's net capital gain (*i.e.*, the excess of its net long-term capital gain over net short-term capital loss) are taxable for federal income tax purposes as long-term capital gain, regardless of how long the shareholder has held Fund shares.

Dividends paid by a Fund (but none of a Fund's capital gain distributions) may qualify in part for the dividends-received deduction available to corporate shareholders, provided certain holding period and other requirements are satisfied. Distributions of investment income that a Fund reports as "qualified dividend income" may be eligible to be taxed to non-corporate shareholders at the reduced rates applicable to long-term capital gain if derived from the Fund's qualified dividend income and if certain other requirements are satisfied. "Qualified dividend income" generally is income derived from dividends paid by U.S. corporations or certain foreign corporations that are either incorporated in a U.S. possession or eligible for tax benefits under certain U.S. income tax treaties. In addition, dividends that a Fund receives in respect of stock of certain foreign corporations may be qualified dividend income if that stock is readily tradable on an established U.S. securities market.

You may want to avoid buying shares of a Fund just before it declares a distribution (on or before the record date), because such a distribution will be taxable to you even though it may effectively be a return of a portion of your investment.

Although distributions are generally taxable when received, dividends declared in October, November or December to shareholders of record as of a date in such month and paid during the following January are treated as if received on December 31 of the calendar year when the dividends were declared. Information on the federal income tax status of dividends and distributions is provided annually.

Dividends and distributions from a Fund and net gain from redemptions of Fund shares will generally be taken into account in determining a shareholder's "net investment income" for purposes of the Medicare contribution tax applicable to certain individuals, estates and trusts.

If you do not provide the Funds with your correct taxpayer identification number and any required certifications, you will be subject to backup withholding on your redemption proceeds, dividends and other distributions. The backup withholding rate is currently at a rate set under Section 3406 of the Code for U.S. residents.

Dividends and certain other payments made by a Fund to a non-U.S. shareholder are subject to such withholding of federal income tax at the rate of 30% (or such lower rate as may be determined in accordance with any applicable treaty). Dividends that are reported by a Fund as "interest-related dividends" or "short-term capital gain dividends" are generally exempt from such withholding. In general, a Fund may report interest-related dividends to the extent of its net income derived from U.S.-source interest and a Fund may report short-term capital gain dividends to the extent its net short-term capital gain for the taxable year exceeds its net long-term capital loss. Backup withholding will not be applied to payments that have been subject to the 30% withholding tax described in this paragraph.

Unless certain non-U.S. entities that hold shares comply with IRS requirements that will generally require them to report information regarding U.S. persons investing in, or holding accounts with, such entities, a 30% withholding tax may apply to distributions and, after December 31, 2018, redemption proceeds and certain capital gain dividends payable to such entities. A non-U.S. shareholder may be exempt from the withholding described in this paragraph under an applicable intergovernmental agreement between the United States and a foreign government, provided that the shareholder and the applicable foreign government comply with the terms of the agreement.

Some of a Fund's investment income may be subject to foreign income taxes that are withheld at the country of origin. Tax treaties between certain countries and the United States may reduce or eliminate such taxes, but there can be no assurance that a Fund will qualify for treaty benefits.

## FINANCIAL HIGHLIGHTS

---

The following tables are intended to help you understand each Fund's financial performance. Certain information reflects financial results for a single Fund share. The total return figures represent the percentage that an investor in a Fund would have earned (or lost) on an investment in the Fund (assuming reinvestment of all dividends and distributions). On May 10, 2019, pursuant to a reorganization, each Fund acquired all assets and assumed all liabilities of a corresponding predecessor fund (each, a "Predecessor Fund"), each a former series of Investment Managers Series Trust. Upon completion of the reorganization, the respective share classes of each Fund assumed the performance, financial and other historical information of those of the corresponding Predecessor Fund.

The financial information for the fiscal years ended May 31, 2018, May 31, 2017, May 31, 2016, and May 31, 2015 has been audited by Tait, Weller & Baker LLP, an independent registered public accounting firm, whose report, along with each Predecessor Fund's audited financial statements, is included in the Predecessor Funds' annual report, which is available upon request (see back cover). The information for the fiscal years ended November 30, 2012, November 30, 2013, and November 30, 2014 has been audited by the prior predecessor funds' independent registered public accounting firm.

**North Square Oak Ridge Small Cap Growth Fund**  
**FINANCIAL HIGHLIGHTS**  
**Class A\***

*Per share operating performance.*  
*For a capital share outstanding throughout each period.*

	For the Six Months Ended Nov. 30, 2018 (Unaudited)	For the Year Ended May 31, 2018	For the Year Ended May 31, 2017	For the Year Ended May 31, 2016	For the Period Dec. 1, 2014 through May 31, 2015**	For the Year Ended Nov. 30, 2014***	For the Year Ended Nov. 30, 2013	For the Year Ended Nov. 30, 2012
<b>Net asset value, beginning of period</b>	\$ 16.85	\$ 34.16	\$ 34.02	\$ 41.23	\$ 40.94	\$ 38.74	\$ 29.43	\$ 28.42
<b>Income from Investment Operations:</b>								
Net investment loss	(0.09) <sup>1,2</sup>	(0.23) <sup>1,2</sup>	(0.33) <sup>1,2</sup>	(0.37) <sup>1</sup>	(0.21) <sup>1</sup>	(0.40) <sup>1</sup>	(0.32)	(0.27)
Net realized and unrealized gain (loss) on investments	(0.18)	5.69	2.62	(4.54)	3.10	2.60	11.58	2.18
Total from investment operations	(0.27)	5.46	2.29	(4.91)	2.89	2.20	11.26	1.91
<b>Less Distributions:</b>								
From net realized gain	—	(22.77)	(2.15)	(2.30)	(2.60)	—	(1.95)	(0.90)
<b>Net asset value, end of period</b>	\$ 16.58	\$ 16.85	\$ 34.16	\$ 34.02	\$ 41.23	\$ 40.94	\$ 38.74	\$ 29.43
<b>Total return<sup>3</sup></b>	(1.60)% <sup>4</sup>	23.85 %	6.82 %	(12.00)%	7.83 % <sup>4</sup>	5.68 %	38.32 %	6.76 %
<b>Ratios and Supplemental Data:</b>								
Net assets, end of period (in thousands)	\$ 123,102	\$ 162,714	\$ 242,299	\$357,215	\$ 466,398	\$ 467,897	\$ 599,193	\$ 419,590
Ratio of expenses to average net assets (including interest expense):								
Before fees waived and expenses absorbed <sup>5</sup>	1.49 % <sup>6</sup>	1.40 %	1.44 %	1.38 %	1.34 % <sup>6</sup>	1.39 %	1.40 %	1.51 %
After fees waived and expenses absorbed <sup>5</sup>	1.39 % <sup>6</sup>	1.38 % <sup>7</sup>	1.39 %	1.38 %	1.34 % <sup>6</sup>	1.38 %	1.40 %	1.40 %
Ratio of net investment loss to average net assets (including interest expense):								
Before fees waived and expenses absorbed <sup>5</sup>	(1.14)% <sup>6</sup>	(0.97)%	(1.02)%	(1.02)%	(1.03)% <sup>6</sup>	(1.04)	(0.99)%	(0.98)%
After fees waived and expenses absorbed <sup>5</sup>	(1.04)% <sup>6</sup>	(0.95)%	(0.97)%	(1.02)%	(1.03)% <sup>6</sup>	(1.03)%	(0.99)%	(0.88)%
Portfolio turnover rate	14 % <sup>4</sup>	39 %	30 %	30 %	22 % <sup>4</sup>	23 %	24 %	23 %

- \* Financial information from December 1, 2011 through October 17, 2014 is for the Pioneer Oak Ridge Small Cap Growth Fund, which was reorganized into the Oak Ridge Small Cap Growth Fund as of the close of business October 17, 2014.
- \*\* Fiscal year changed to May 31, effective December 1, 2014.
- \*\*\* In connection with the reorganization of the Pioneer Oak Ridge Small Cap Growth Fund into Oak Ridge Small Cap Growth Fund as of the close of business October 17, 2014, Class B and Class R per share amounts are included with Class A per share amounts to properly reflect the historic performance of the Fund. See Note 3 in the accompanying Notes to Financial Statements.
- <sup>1</sup> Based on average shares outstanding for the period.
- <sup>2</sup> Recognition of net investment income by the Fund is affected by the timing of the declaration of dividends by the underlying investment companies in which the Fund invests. The ratio does not include net investment income of the investment companies in which the Fund invests.
- <sup>3</sup> Total returns would have been lower/higher had expenses not been waived or absorbed/recovered by the Adviser. Returns shown do not include payment of a sales load of 5.75% of offering price, which is reduced on sales of \$50,000 or more. Returns shown do not include payment of a Contingent Deferred Sales Charge ("CDSC") of 1% on certain redemptions made within 12 months of the date of purchase. If the sales load and CDSC were included, total return would be lower. These returns include Rule 12b-1 fees of up to 0.25% and do not reflect the deduction of taxes that a shareholder would pay on Fund distributions or the redemption of Fund shares.
- <sup>4</sup> Not annualized.
- <sup>5</sup> Does not include expenses of the investment companies in which the Fund invests.
- <sup>6</sup> Annualized.
- <sup>7</sup> Effective October 5, 2017, the Fund's advisor had contractually agreed to waive its fees and/or absorb expenses of the Fund to ensure that total annual fund operating expenses (excluding taxes, leverage interest, brokerage commissions, dividend expenses on short sales, acquired fund fees and expenses as determined in accordance with SEC Form N-1A, expenses incurred in connection with any merger or reorganization, or extraordinary expenses such as litigation) do not exceed 1.39% of average daily net assets of the fund. Prior to October 5, 2017, the annual operating expense limitation was 1.40%.

**North Square Oak Ridge Small Cap Growth Fund**  
**FINANCIAL HIGHLIGHTS**  
**Class C\***

*Per share operating performance.*

*For a capital share outstanding throughout each period.*

	For the Six Months Ended Nov. 30, 2018 (Unaudited)	For the Year Ended May 31, 2018	For the Year Ended May 31, 2017	For the Year Ended May 31, 2016	For the Period Dec. 1, 2014 through May 31, 2015**	For the Year Ended Nov. 30, 2014	For the Year Ended Nov. 30, 2013
<b>Net asset value, beginning of period</b>	\$ 7.30	\$ 26.58	\$ 27.12	\$ 33.63	\$ 34.01	\$ 32.42	\$ 25.04
<b>Income from Investment Operations:</b>							
Net investment loss	(0.07) <sup>1,2</sup>	(0.21) <sup>1,2</sup>	(0.46) <sup>1,2</sup>	(0.52) <sup>1</sup>	(0.29) <sup>1</sup>	(0.56) <sup>1</sup>	(0.46)
Net realized and unrealized gain (loss) on investments	(0.07)	3.70	2.07	(3.69)	2.51	2.15	9.79
Total from investment operations	(0.14)	3.49	1.61	(4.21)	2.22	1.59	9.33
<b>Less Distributions:</b>							
From net realized gain	—	(22.77)	(2.15)	(2.30)	(2.60)	—	(1.95)
<b>Net asset value, end of period</b>	\$ 7.16	\$ 7.30	\$ 26.58	\$ 27.12	\$ 33.63	\$ 34.01	\$ 32.42
<b>Total return<sup>3</sup></b>	(1.92)% <sup>4</sup>	22.93 %	6.06 %	(12.68)%	7.42 % <sup>4</sup>	4.90 %	37.33 %
<b>Ratios and Supplemental Data:</b>							
Net assets, end of period (in thousands)	\$ 25,839	\$ 30,498	\$ 46,077	\$ 71,123	\$ 95,018	\$ 92,622	\$103,819
Ratio of expenses to average net assets (including interest expense):							
Before fees waived and expenses absorbed <sup>5</sup>	2.22 % <sup>6</sup>	2.12 %	2.13 %	2.17 %	2.12 % <sup>6</sup>	2.08 %	2.12 %
After fees waived and expenses absorbed <sup>5</sup>	2.14 % <sup>6</sup>	2.11 % <sup>7</sup>	2.11 %	2.16 %	2.12 % <sup>6</sup>	2.08 %	2.12 %
Ratio of net investment loss to average net assets (including interest expense):							
Before fees waived and expenses absorbed <sup>5</sup>	(1.87)% <sup>6</sup>	(1.69)%	(1.71)%	(1.81)%	(1.81)% <sup>6</sup>	(1.74)%	(1.71)%
After fees waived and expenses absorbed <sup>5</sup>	(1.79)% <sup>6</sup>	(1.68)%	(1.69)%	(1.80)%	(1.81)% <sup>6</sup>	(1.74)%	(1.71)%
Portfolio turnover rate	14 % <sup>4</sup>	39 %	30 %	30 %	22 % <sup>4</sup>	23 %	24 %

\* Financial information from December 1, 2011 through October 17, 2014 is for the Pioneer Oak Ridge Small Cap Growth Fund, which was reorganized into the Oak Ridge Small Cap Growth Fund as of the close of business October 17, 2014.

\*\* Fiscal year changed to May 31, effective December 1, 2014.

<sup>1</sup> Based on average shares outstanding for the period.

<sup>2</sup> Recognition of net investment income by the Fund is affected by the timing of the declaration of dividends by the underlying investment companies in which the Fund invests. The ratio does not include net investment income of the investment companies in which the Fund invests.

<sup>3</sup> Total returns would have been lower/higher had expenses not been waived or absorbed/recovered by the Adviser. Returns shown do not include payment of a Contingent Deferred Sales Charge (“CDSC”) of 1% on certain redemptions made within 12 months of the date of purchase. If the CDSC were included, total return would be lower. These returns include Rule 12b-1 fees of up to 1.00% and do not reflect the deduction of taxes that a shareholder would pay on Fund distributions or the redemption of Fund shares.

<sup>4</sup> Not annualized.

<sup>5</sup> Does not include expenses of the investment companies in which the Fund invests.

<sup>6</sup> Annualized.

<sup>7</sup> Effective October 5, 2017, the Fund's advisor had contractually agreed to waive its fees and/or absorb expenses of the Fund to ensure that total annual fund operating expenses (excluding taxes, leverage interest, brokerage commissions, dividend expenses on short sales, acquired fund fees and expenses as determined in accordance with SEC Form N-1A, expenses incurred in connection with any merger or reorganization, or extraordinary expenses such as litigation) do not exceed 2.14% of average daily net assets of the fund. Prior to October 5, 2017, the annual operating expense was 2.30%.

**North Square Oak Ridge Small Cap Growth Fund**  
**FINANCIAL HIGHLIGHTS**  
**Class I\*<sup>7</sup>**

*Per share operating performance.*

*For a capital share outstanding throughout each period.*

	For the Six Months Ended Nov. 30, 2018 (Unaudited)	For the Year Ended May 31, 2018	For the Year Ended May 31, 2017	For the Year Ended May 31, 2016	For the Period Dec. 1, 2014 through May 31, 2015**	For the Year Ended Nov. 30, 2014	For the Year Ended Nov. 30, 2013
<b>Net asset value, beginning of period</b>	\$ 18.29	\$ 35.25	\$ 34.92	\$ 42.12	\$ 41.69	\$ 39.31	\$ 29.73
<b>Income from Investment Operations:</b>							
Net investment loss	(0.08) <sup>1,2</sup>	(0.19) <sup>1,2</sup>	(0.22) <sup>1,2</sup>	(0.25) <sup>1</sup>	(0.15) <sup>1</sup>	(0.26) <sup>1</sup>	(0.20)
Net realized and unrealized gain (loss) on investments	(0.19)	6.00	2.70	(4.65)	3.18	2.64	11.73
Total from investment operations	(0.27)	5.81	2.48	(4.90)	3.03	2.38	11.53
<b>Less Distributions:</b>							
From net realized gain	—	(22.77)	(2.15)	(2.30)	(2.60)	—	(1.95)
<b>Net asset value, end of period</b>	\$ 18.02	\$ 18.29	\$ 35.25	\$ 34.92	\$ 42.12	\$ 41.69	\$ 39.31
<b>Total return<sup>3</sup></b>	(1.48)% <sup>4</sup>	24.19 %	7.23 %	(11.74)%	8.03 %	6.05 %	38.84 %
<b>Ratios and Supplemental Data:</b>							
Net assets, end of period (in thousands)	\$ 99,168	\$172,935	\$1,040,256	\$ 1,657,047	\$ 1,842,921	\$ 1,591,679	\$1,285,381
Ratio of expenses to average net assets (including interest expense):							
Before fees waived and expenses absorbed <sup>5</sup>	1.29 % <sup>6</sup>	1.05 %	1.09 %	1.10 %	1.05 % <sup>6</sup>	1.00 %	1.02 %
After fees waived and expenses absorbed <sup>5</sup>	1.14 % <sup>6</sup>	1.06 % <sup>8</sup>	1.04 %	1.04 %	1.05 % <sup>6</sup>	1.00 %	1.02 %
Ratio of net investment loss to average net assets (including interest expense):							
Before fees waived and expenses absorbed <sup>5</sup>	(0.94)% <sup>6</sup>	(0.63)%	(0.67)%	(0.75)%	(0.74)% <sup>6</sup>	(0.65)%	(0.61)%
After fees waived and expenses absorbed <sup>5</sup>	(0.79)% <sup>6</sup>	(0.64)%	(0.62)%	(0.69)%	(0.74)% <sup>6</sup>	(0.65)%	(0.61)%
Portfolio turnover rate	14 % <sup>4</sup>	39 %	30 %	30 %	22 % <sup>4</sup>	23 %	24 %

\* Financial information from December 1, 2011 through October 17, 2014 is for the Pioneer Oak Ridge Small Cap Growth Fund, which was reorganized into the Oak Ridge Small Cap Growth Fund as of the close of business October 17, 2014.

\*\* Fiscal year changed to May 31, effective December 1, 2014.

<sup>1</sup> Based on average shares outstanding for the period.

<sup>2</sup> Recognition of net investment income by the Fund is affected by the timing of the declaration of dividends by the underlying investment companies in which the Fund invests. The ratio does not include net investment income of the investment companies in which the Fund invests.

<sup>3</sup> Total returns would have been lower/higher had expenses not been waived or absorbed/recovered by the Adviser. Returns shown do not reflect the deduction of taxes that a shareholder would pay on Fund distributions or the redemption of Fund shares.

<sup>4</sup> Not annualized.

<sup>5</sup> Does not include expenses of the investment companies in which the Fund invests.

<sup>6</sup> Annualized.

<sup>7</sup> Effective September 30, 2015, the Class Y shares were re-designated as Class I shares.

<sup>8</sup> Effective October 5, 2017, the Fund's advisor had contractually agreed to waive its fees and/or absorb expenses of the Fund to ensure that total annual fund operating expenses (excluding taxes, leverage interest, brokerage commissions, dividend expenses on short sales, acquired fund fees and expenses as determined in accordance with SEC Form N-1A, expenses incurred in connection with any merger or reorganization, or extraordinary expenses such as litigation) do not exceed 1.14% of average daily net assets of the fund. Prior to October 5, 2017, the annual operating expense limitation was 1.05%.



**North Square Oak Ridge Small Cap Growth Fund**  
**FINANCIAL HIGHLIGHTS**  
**Class K\***

*Per share operating performance.*

*For a capital share outstanding throughout each period.*

	For the Six Months Ended Nov. 30, 2018 (Unaudited)	For the Year Ended May 31, 2018	For the Year Ended May 31, 2017	For the Year Ended May 31, 2016	For the Period Dec. 1, 2014 through May 31, 2015**	For the Year Ended Nov. 30, 2014	For the Period Dec. 20, 2012*** through Nov. 30, 2013
<b>Net asset value, beginning of period</b>	\$ 18.05	\$ 35.02	\$ 34.66	\$ 41.77	\$ 41.35	\$ 38.94	\$ 29.77
<b>Income from Investment Operations:</b>							
Net investment loss	(0.06) <sup>1,2</sup>	(0.14) <sup>1,2</sup>	(0.17) <sup>1,2</sup>	(0.20) <sup>1</sup>	(0.12) <sup>1</sup>	(0.21) <sup>1</sup>	(0.09) <sup>3</sup>
Net realized and unrealized gain (loss) on investments	(0.20)	5.94	2.68	(4.61)	3.14	2.62	11.21
Total from investment operations	(0.26)	5.80	2.51	(4.81)	3.02	2.41	11.12
<b>Less Distributions:</b>							
From net realized gain	—	(22.77)	(2.15)	(2.30)	(2.60)	—	(1.95)
<b>Net asset value, end of period</b>	\$ 17.79	\$ 18.05	\$ 35.02	\$ 34.66	\$ 41.77	\$ 41.35	\$ 38.94
<b>Total return<sup>4</sup></b>	(1.44)% <sup>5</sup>	24.34 %	7.34 %	(11.59)%	8.08 % <sup>5</sup>	6.19 %	37.14 % <sup>5</sup>
<b>Ratios and Supplemental Data:</b>							
Net assets, end of period (in thousands)	\$ 20,209	\$ 23,426	\$ 103,403	\$ 141,566	\$ 130,003	\$ 86,265	\$ 10,677
Ratio of expenses to average net assets (including interest expense):							
Before fees waived and expenses absorbed <sup>6</sup>	1.08 % <sup>7</sup>	0.96 %	0.93 %	0.92 %	0.90 % <sup>7</sup>	0.88 %	0.89 % <sup>7</sup>
After fees waived and expenses absorbed <sup>6</sup>	0.99 % <sup>7</sup>	0.95 % <sup>8</sup>	0.91 %	0.91 %	0.90 % <sup>7</sup>	0.88 %	0.89 % <sup>7</sup>
Ratio of net investment loss to average net assets (including interest expense):							
Before fees waived and expenses absorbed <sup>6</sup>	(0.73)% <sup>7</sup>	(0.53)%	(0.51)%	(0.57)%	(0.59)% <sup>7</sup>	(0.54)%	(0.54)% <sup>7</sup>
After fees waived and expenses absorbed <sup>6</sup>	0.64 % <sup>7</sup>	(0.52)%	(0.49)%	(0.56)%	(0.59)% <sup>7</sup>	(0.54)%	(0.54)% <sup>7</sup>
Portfolio turnover rate	14 % <sup>5</sup>	39 %	30 %	30 %	22 % <sup>5</sup>	23 %	24 % <sup>5</sup>

\* Financial information from December 20, 2012 through October 17, 2014 is for the Pioneer Oak Ridge Small Cap Growth Fund, which was reorganized into the Oak Ridge Small Cap Growth Fund as of the close of business October 17, 2014.

\*\* Fiscal year changed to May 31, effective December 1, 2014.

\*\*\* Class K shares were first publicly offered on December 20, 2012.

<sup>1</sup> Based on average shares outstanding for the period.

<sup>2</sup> Recognition of net investment income by the Fund is affected by the timing of the declaration of dividends by the underlying investment companies in which the Fund invests. The ratio does not include net investment income of the investment companies in which the Fund invests.

<sup>3</sup> The amount shown for a share outstanding does not correspond with the aggregate gain on investments for the period due to the timing of sales and repurchases of shares in relation to fluctuating market values of the investments of the Fund.

<sup>4</sup> Total returns would have been lower/higher had expenses not been waived or absorbed/recovered by the Adviser. Returns shown do not reflect the deduction of taxes that a shareholder would pay on Fund distributions or the redemption of Fund shares.

<sup>5</sup> Not annualized.

<sup>6</sup> Does not include expenses of the investment companies in which the Fund invests.

<sup>7</sup> Annualized.

<sup>8</sup> Effective October 5, 2017, the Fund's advisor had contractually agreed to waive its fees and/or absorb expenses of the Fund to ensure that total annual fund operating expenses (excluding taxes, leverage interest, brokerage commissions, dividend expenses on short sales, acquired fund fees and expenses as determined in accordance with SEC Form N-1A, expenses incurred in connection with any merger or reorganization, or extraordinary expenses such as litigation) do not exceed 0.99% of average daily net assets of the fund. Prior to October 5, 2017, the annual operating expense limitation was 0.92%.

**North Square International Small Cap Fund**  
**FINANCIAL HIGHLIGHTS**  
**Class A**

*Per share operating performance.*

*For a capital share outstanding throughout the period.*

	For the Six Months Ended Nov. 30, 2018 (Unaudited)	For the Year Ended May 31, 2018	For the Year Ended May 31, 2017	For the Period Dec. 1, 2015* through May 31, 2016
<b>Net asset value, beginning of period</b>	\$ 12.70	\$ 12.69	\$ 10.95	\$ 10.68
<b>Income from Investment Operations:</b>				
Net investment income <sup>1</sup>	(0.01)	0.16	0.11	0.06
Net realized and unrealized gain on investments	(2.07)	1.10	1.78	0.19
Net increase from reimbursement by affiliate for investment transaction loss	—	— <sup>2</sup>	—	— <sup>2</sup>
Total from investment operations	(2.08)	1.26	1.89	0.25
<b>Less Distributions:</b>				
From net investment income	—	(0.13)	(0.11)	—
From net realized gain	—	(1.12)	(0.04)	—
Total distributions	—	(1.25)	(0.15)	—
<b>Contribution to capital from affiliate (Note 4)</b>	—	—	—	0.02
<b>Net asset value, end of period</b>	\$ 10.62	\$ 12.70	\$ 12.69	\$ 10.95
<b>Total return<sup>3</sup></b>	(16.38)% <sup>5</sup>	9.90%	17.52%	2.53% <sup>4,5</sup>
<b>Ratios and Supplemental Data:</b>				
Net assets, end of period (in thousands)	\$ 15,562	\$ 20,462	\$ 4,812	\$ 2,151
Ratio of expenses to average net assets:				
Before fees waived and expenses absorbed	1.81 % <sup>6</sup>	1.78%	2.22%	2.43% <sup>6</sup>
After fees waived and expenses absorbed	1.50 % <sup>6</sup>	1.50%	1.50%	1.50% <sup>6</sup>
Ratio of net investment income to average net assets:				
Before fees waived and expenses absorbed	(0.46)% <sup>6</sup>	0.93%	0.25%	0.25% <sup>6</sup>
After fees waived and expenses absorbed	(0.15)% <sup>6</sup>	1.21%	0.97%	1.18% <sup>6</sup>
Portfolio turnover rate	107 % <sup>5</sup>	234%	124%	76% <sup>5</sup>

\* Commencement of operations.

<sup>1</sup> Based on average shares outstanding for the period.

<sup>2</sup> Amount represents less than \$0.01 per share.

<sup>3</sup> Total returns would have been lower had expenses not been waived or absorbed by the Adviser. Returns shown do not include payment of a sales load of 5.75% of offering price, which is reduced on sales of \$50,000 or more. Returns shown do not include payment of a Contingent Deferred Sales Charge (“CDSC”) of 1% on certain redemptions made within 12 months of the date of purchase. If the sales load and CDSC were included, total return would be lower. These returns include Rule 12b-1 fees of up to 0.25% and do not reflect the deduction of taxes that a shareholder would pay on Fund distributions or the redemption of Fund shares.

<sup>4</sup> In 2016, 0.19% of the fund’s total return consists of a voluntary reimbursement by an affiliate for investment transaction losses.

<sup>5</sup> Not annualized.

<sup>6</sup> Annualized.

**North Square International Small Cap Fund**  
**FINANCIAL HIGHLIGHTS**  
**Class I**

*Per share operating performance.*

*For a capital share outstanding throughout the period.*

	For the Six Months Ended Nov. 30, 2018 (Unaudited)	For the Year Ended May 31, 2018	For the Year Ended May 31, 2017	For the Period Sept. 30, 2015* through May 31, 2016
<b>Net asset value, beginning of period</b>	\$ 12.72	\$ 12.71	\$ 10.97	\$ 10.00
<b>Income from Investment Operations:</b>				
Net investment income <sup>1</sup>	0.01	0.19	0.14	0.07
Net realized and unrealized gain on investments	(2.07)	1.10	1.77	0.87
Net increase from reimbursement by affiliate for investment transaction loss	—	—	—	0.03
Total from investment operations	(2.06)	1.29	1.91	0.97
<b>Contribution to capital from affiliate (Note 4)</b>	—	—	—	— <sup>2</sup>
<b>Less Distributions:</b>				
From net investment income	—	(0.16)	(0.13)	—
From net realized gain	—	(1.12)	(0.04)	—
Total distributions	—	(1.28)	(0.17)	—
<b>Net asset value, end of period</b>	<u>\$ 10.66</u>	<u>\$ 12.72</u>	<u>\$ 12.71</u>	<u>\$ 10.97</u>
<b>Total return<sup>3</sup></b>	(16.19)% <sup>5</sup>	10.07%	17.70%	9.70% <sup>4,5</sup>
<b>Ratios and Supplemental Data:</b>				
Net assets, end of period (in thousands)	\$ 48,153	\$ 100,887	\$ 49,889	\$ 28,341
Ratio of expenses to average net assets:				
Before fees waived and expenses absorbed	1.56 % <sup>6</sup>	1.53%	1.97%	2.12% <sup>6</sup>
After fees waived and expenses absorbed	1.25 % <sup>6</sup>	1.25%	1.25%	1.25% <sup>6</sup>
Ratio of net investment income to average net assets:				
Before fees waived and expenses absorbed	(0.21)% <sup>6</sup>	1.18%	0.50%	0.08% <sup>6</sup>
After fees waived and expenses absorbed	0.10 % <sup>6</sup>	1.46%	1.22%	0.95% <sup>6</sup>
Portfolio turnover rate	107 % <sup>5</sup>	234%	124%	76% <sup>5</sup>

\* Commencement of operations.

<sup>1</sup> Based on average shares outstanding for the period.

<sup>2</sup> Amount represents less than \$0.01 per share.

<sup>3</sup> Total returns would have been lower had expenses not been waived by the Adviser. Returns shown do not reflect the deduction of taxes that a shareholder would pay on Fund distributions or the redemption of Fund shares.

<sup>4</sup> In 2016, 0.40% of the fund's total return consists of a voluntary reimbursement by an affiliate for investment transaction losses.

<sup>5</sup> Not annualized.

<sup>6</sup> Annualized.

**North Square Dynamic Small Cap Fund**  
**FINANCIAL HIGHLIGHTS**  
**Class A**

*Per share operating performance.*

*For a capital share outstanding throughout the period.*

	For the Six Months Ended Nov. 30, 2018 (Unaudited)	For the Year Ended May 31, 2018	For the Year Ended May 31, 2017	For the Period Dec. 1, 2015* through May 31, 2016
<b>Net asset value, beginning of period</b>	\$ 15.06	\$ 12.03	\$ 9.97	\$ 10.97
<b>Income from Investment Operations:</b>				
Net investment loss <sup>1</sup>	(0.03)	(0.03)	(0.05)	(0.02)
Net realized and unrealized gain (loss) on investments	(0.74)	3.10	2.14	(0.95)
Total from investment operations	(0.77)	3.07	2.09	(0.97)
<b>Less Distributions:</b>				
From net investment income	—	—	—	(0.01)
From net realized gain	—	(0.04)	(0.03)	(0.02)
Total distributions	—	(0.04)	(0.03)	(0.03)
<b>Net asset value, end of period</b>	\$ 14.29	\$ 15.06	\$ 12.03	\$ 9.97
<b>Total return<sup>2</sup></b>	(5.11)% <sup>3</sup>	25.59 %	21.01 %	(8.81)% <sup>3</sup>
<b>Ratios and Supplemental Data:</b>				
Net assets, end of period (in thousands)	\$ 78	\$ 80	\$ 68	\$ 32
Ratio of expenses to average net assets:				
Before fees waived and expenses absorbed	2.10 % <sup>4</sup>	2.14 %	20.14 %	38.27 % <sup>4</sup>
After fees waived and expenses absorbed	1.40 % <sup>4</sup>	1.40 %	1.40 %	1.40 % <sup>4</sup>
Ratio of net investment loss to average net assets:				
Before fees waived and expenses absorbed	(1.11)% <sup>4</sup>	(0.96)%	(19.22)%	(37.24)% <sup>4</sup>
After fees waived and expenses absorbed	(0.41)% <sup>4</sup>	(0.22)%	(0.48)%	(0.37)% <sup>4</sup>
Portfolio turnover rate	61 % <sup>3</sup>	170 %	181 %	78 % <sup>3</sup>

\* Commencement of operations.

<sup>1</sup> Based on average shares outstanding for the period.

<sup>2</sup> Total returns would have been lower had expenses not been waived or absorbed by the Adviser. Returns shown do not include payment of a sales load of 5.75% of offering price, which is reduced on sales of \$50,000 or more. Returns shown do not include payment of a Contingent Deferred Sales Charge ("CDSC") of 1% on certain redemptions made within 12 months of the date of purchase. If the sales load and CDSC were included, total return would be lower. These returns include Rule 12b-1 fees of up to 0.25% and do not reflect the deduction of taxes that a shareholder would pay on Fund distributions or the redemption of Fund shares.

<sup>3</sup> Not annualized.

<sup>4</sup> Annualized.

**North Square Dynamic Small Cap Fund**  
**FINANCIAL HIGHLIGHTS**

**Class I**

*Per share operating performance.*

*For a capital share outstanding throughout the period.*

	For the Six Months Ended Nov. 30, 2018 (Unaudited)	For the Year Ended May 31, 2018	For the Year Ended May 31, 2017	For the Period Sept. 30, 2015* through May 31, 2016
<b>Net asset value, beginning of period</b>	\$ 15.14	\$ 12.07	\$ 9.98	\$ 10.00
<b>Income from Investment Operations:</b>				
Net investment income (loss) <sup>1</sup>	(0.01)	— <sup>2</sup>	(0.03)	— <sup>2</sup>
Net realized and unrealized gain on investments	(0.74)	3.11	2.15	0.01
Total from investment operations	(0.75)	3.11	2.12	0.01
<b>Less Distributions:</b>				
From net investment income	—	—	—	(0.01)
From net realized gain	—	(0.04)	(0.03)	(0.02)
Total distributions	—	(0.04)	(0.03)	(0.03)
<b>Net asset value, end of period</b>	\$ 14.39	\$ 15.14	\$ 12.07	\$ 9.98
<b>Total return<sup>3</sup></b>	(4.95)% <sup>4</sup>	25.83 %	21.29 %	0.16 % <sup>4</sup>
<b>Ratios and Supplemental Data:</b>				
Net assets, end of period (in thousands)	\$ 26,202	\$ 28,279	\$ 1,167	\$ 799
Ratio of expenses to average net assets:				
Before fees waived and expenses absorbed	1.85 % <sup>5</sup>	1.89 %	19.89 %	36.44 % <sup>5</sup>
After fees waived and expenses absorbed	1.15 % <sup>5</sup>	1.15 %	1.15 %	1.15 % <sup>5</sup>
Ratio of net investment income (loss) to average net assets:				
Before fees waived and expenses absorbed	(0.86)% <sup>5</sup>	(0.71)%	(18.97)%	(35.29)% <sup>5</sup>
After fees waived and expenses absorbed	(0.16)% <sup>5</sup>	0.03 %	(0.22)%	0.00 % <sup>5</sup>
Portfolio turnover rate	61 % <sup>4</sup>	170 %	181 %	78 % <sup>4</sup>

\* Commencement of operations.

<sup>1</sup> Based on average shares outstanding for the period.

<sup>2</sup> Amount represents less than \$0.01 per share.

<sup>3</sup> Total returns would have been lower had expenses not been waived by the Adviser. Returns shown do not reflect the deduction of taxes that a shareholder would pay on Fund distributions or the redemption of Fund shares.

<sup>4</sup> Not annualized.

<sup>5</sup> Annualized.

**North Square Oak Ridge Disciplined Growth Fund**  
**FINANCIAL HIGHLIGHTS**

**Class I**

*Per share operating performance.*

*For a capital share outstanding throughout the period.*

	For the Six Months Ended Nov. 30, 2018 (Unaudited)	For the Year Ended May 31, 2018	For the Period July 29, 2016* through May 31, 2017
<b>Net asset value, beginning of period</b>	\$ 13.16	\$ 11.03	\$ 10.00
<b>Income from Investment Operations:</b>			
Net investment income <sup>1</sup>	—	0.01	0.03
Net realized and unrealized gain on investments	0.29	2.12	1.02
Total from investment operations	0.29	2.13	1.05
<b>Less Distributions:</b>			
From net investment income	— <sup>2</sup>	— <sup>2</sup>	(0.02)
<b>Net asset value, end of period</b>	<u>\$ 13.45</u>	<u>\$ 13.16</u>	<u>\$ 11.03</u>
<b>Total return<sup>3</sup></b>	2.20 % <sup>4</sup>	19.31 %	10.58 % <sup>4</sup>
<b>Ratios and Supplemental Data:</b>			
Net assets, end of period (in thousands)	\$ 15,913	\$ 14,285	\$ 281
Ratio of expenses to average net assets:			
Before fees waived and expenses absorbed	1.92 % <sup>5</sup>	1.99 %	45.40 % <sup>5</sup>
After fees waived and expenses absorbed	0.95 % <sup>5</sup>	0.95 %	0.95 % <sup>5</sup>
Ratio of net investment income (loss) to average net assets:			
Before fees waived and expenses absorbed	(0.98)% <sup>5</sup>	(0.96)%	(44.13)% <sup>5</sup>
After fees waived and expenses absorbed	(0.01)% <sup>5</sup>	0.08 %	0.32 % <sup>5</sup>
Portfolio turnover rate	6 % <sup>4</sup>	74 %	116 % <sup>4</sup>

\* Commencement of operations.

<sup>1</sup> Based on average shares outstanding for the period.

<sup>2</sup> Amount represents less than \$0.01 per share.

<sup>3</sup> Total returns would have been lower had expenses not been waived or absorbed by the Adviser. Returns shown do not reflect the deduction of taxes that a shareholder would pay on Fund distributions or the redemption of Fund shares.

<sup>4</sup> Not annualized.

<sup>5</sup> Annualized.

**North Square Multi Strategy Fund**  
**FINANCIAL HIGHLIGHTS**  
**Class A\***

*Per share operating performance.*

*For a capital share outstanding throughout each period.*

	For the Six Months Ended Nov. 30, 2018 (Unaudited)	For the Year Ended May 31, 2018	For the Year Ended May 31, 2017	For the Year Ended May 31, 2016	For the Period Dec. 1, 2014 through May 31, 2015**	For the Year Ended Nov. 30, 2014***
<b>Net asset value, beginning of period</b>	\$ 26.95	\$ 22.81	\$ 19.77	\$ 20.35	\$ 19.55	\$ 17.40
<b>Income from Investment Operations:</b>						
Net investment income (loss) <sup>7</sup>	(0.11)	(0.16) <sup>1</sup>	— <sup>1,2</sup>	(0.02) <sup>1</sup>	(0.02) <sup>1</sup>	(0.05) <sup>1</sup>
Net realized and unrealized gain (loss) on investments	(1.08)	4.30	3.04	(0.56)	0.82	2.20
Total from investment operations	(1.19)	4.14	3.04	(0.58)	0.80	2.15
<b>Net asset value, end of period</b>	\$ 25.76	\$ 26.95	\$ 22.81	\$ 19.77	\$ 20.35	\$ 19.55
<b>Total return<sup>3</sup></b>	(4.42)% <sup>4</sup>	18.15 %	15.38 %	(2.85)%	4.09 % <sup>4</sup>	12.36 %
<b>Ratios and Supplemental Data:</b>						
Net assets, end of period (in thousands)	\$ 37,546	\$ 41,570	\$ 40,399	\$ 39,346	\$ 44,427	\$ 44,742
Ratio of expenses to average net assets:						
Before fees waived/recovered <sup>6</sup>	0.91 % <sup>5</sup>	0.93 %	1.63 %	1.54 %	1.61 % <sup>5</sup>	1.59 %
After fees waived/recovered <sup>6</sup>	1.11 % <sup>5</sup>	1.13 %	1.20 %	1.20 %	1.20 % <sup>5</sup>	1.23 %
Ratio of net investment income (loss) to average net assets:						
Before fees waived/recovered <sup>6,7</sup>	(0.59)% <sup>5</sup>	(0.43)%	(0.43)%	(0.45)%	(0.65)% <sup>5</sup>	(0.61)%
After fees waived/recovered <sup>6,7</sup>	(0.79)% <sup>5</sup>	(0.63)%	0.00 %	(0.11)%	(0.24)% <sup>5</sup>	(0.25)%
Portfolio turnover rate	4 % <sup>4</sup>	117 %	17 %	23 %	11 % <sup>4</sup>	29 %

\* Financial information from December 1, 2011 through October 17, 2014 is for the Pioneer Oak Ridge Large Cap Growth Fund, which was reorganized into the Oak Ridge Large Cap Growth Fund as of the close of business October 17, 2014.

\*\* Fiscal year changed to May 31, effective December 1, 2014.

\*\*\* In connection with the reorganization of the Pioneer Oak Ridge Large Cap Growth Fund into Oak Ridge Large Cap Growth Fund as of the close of business October 17, 2014, Class B and Class R per share amounts are included with Class A per share amounts to properly reflect the historic performance of the Fund. See Note 3 in the accompanying Notes to Financial Statements.

<sup>1</sup> Based on average shares outstanding for the period.

<sup>2</sup> Amount represents less than \$0.01 per share.

<sup>3</sup> Total returns would have been lower had expenses not been waived or absorbed by the Adviser. Returns shown do not include payment of a sales load of 5.75% of offering price, which is reduced on sales of \$50,000 or more. Returns shown do not include payment of a Contingent Deferred Sales Charge ("CDSC") of 1% on certain redemptions made within 12 months of the date of purchase. If the sales load and CDSC were included, total



return would be lower. These returns include Rule 12b-1 fees of up to 0.25% and do not reflect the deduction of taxes that a shareholder would pay on Fund distributions or the redemption of Fund shares.

4 Not annualized.

5 Annualized.

6 Does not include expenses of the investment companies in which the Fund invests.

7 Recognition of net investment income by the Fund is affected by the timing of the declaration of dividends by the underlying investment companies in which the Fund invests. The ratio does not include net investment income of the investment companies in which the Fund invests.

8 The Advisor does not receive management fees for Fund assets invested in other series of the Trust advised by the Advisor (affiliated investments).

**North Square Multi Strategy Fund**  
**FINANCIAL HIGHLIGHTS**  
**Class C\***

*Per share operating performance.*

*For a capital share outstanding throughout each period.*

	For the Six Months Ended Nov. 30, 2018 (Unaudited)	For the Year Ended May 31, 2018	For the Year Ended May 31, 2017	For the Year Ended May 31, 2016	For the Period Dec. 1, 2014 through May 31, 2015**	For the Year Ended Nov. 30, 2014
<b>Net asset value, beginning of period</b>	\$ 23.94	\$ 20.41	\$ 17.86	\$ 18.54	\$ 17.89	\$ 16.07
<b>Income from Investment Operations:</b>						
Net investment loss <sup>6</sup>	(0.20)	(0.30)	(0.17) <sup>1</sup>	(0.18) <sup>1</sup>	(0.10) <sup>1</sup>	(0.18) <sup>1</sup>
Net realized and unrealized gain (loss) on investments	(0.95)	3.83	2.72	(0.50)	0.75	2.00
Total from investment operations	(1.15)	3.53	2.55	(0.68)	0.65	1.82
<b>Net asset value, end of period</b>	\$ 22.79	\$ 23.94	\$ 20.41	\$ 17.86	\$ 18.54	\$ 17.89
<b>Total return<sup>2</sup></b>	(4.80)% <sup>3</sup>	17.30 %	14.28 %	(3.67)%	3.63 % <sup>4</sup>	11.33 %
<b>Ratios and Supplemental Data:</b>						
Net assets, end of period (in thousands)	\$ 12,454	\$ 13,247	\$ 13,251	\$ 15,876	\$ 18,532	\$ 19,527
Ratio of expenses to average net assets:						
Before fees waived/recovered <sup>5</sup>	1.78 % <sup>4</sup>	1.66 %	2.20 %	2.24 %	2.30 % <sup>4</sup>	2.19 %
After fees waived/recovered <sup>5</sup>	1.98 % <sup>4</sup>	1.86 %	2.10 %	2.10 %	2.10 % <sup>4</sup>	2.10 %
Ratio of net investment loss to average net assets:						
Before fees waived/recovered <sup>5,6</sup>	(1.45)% <sup>4</sup>	(1.16)%	(1.00)%	(1.15)%	(1.34)% <sup>4</sup>	(1.21)%
After fees waived/recovered <sup>5,6</sup>	(1.65)% <sup>4</sup>	(1.36)%	(0.90)%	(1.01)%	(1.14)% <sup>4</sup>	(1.12)%
Portfolio turnover rate	4 % <sup>3</sup>	117 %	17 %	23 %	11 % <sup>3</sup>	29 %

\* Financial information from December 1, 2011 through October 17, 2014 is for the Pioneer Oak Ridge Large Cap Growth Fund, which was reorganized into the Oak Ridge Large Cap Growth Fund as of the close of business October 17, 2014.

\*\* Fiscal year changed to May 31, effective December 1, 2014.

<sup>1</sup> Based on average shares outstanding for the period.

<sup>2</sup> Total returns would have been lower had expenses not been waived or absorbed by the Adviser. Returns shown do not include payment of a Contingent Deferred Sales Charge ("CDSC") of 1% on certain redemptions made within 12 months of the date of purchase. If the CDSC were included, total return would be lower. These returns include Rule 12b-1 fees of up to 1.00% and do not reflect the deduction of taxes that a shareholder would pay on Fund distributions or the redemption of Fund shares.

<sup>3</sup> Not annualized.

<sup>4</sup> Annualized.

<sup>5</sup> Does not include expenses of the investment companies in which the Fund invests.

<sup>6</sup> Recognition of net investment income by the Fund is affected by the timing of the declaration of dividends by the underlying investment companies in which the Fund invests. The ratio does not include net investment income of the investment companies in which the Fund invests.

<sup>7</sup> The Advisor does not receive management fees for Fund assets invested in other series of the Trust advised by the Advisor (affiliated investments).

**North Square Multi Strategy Fund**  
**FINANCIAL HIGHLIGHTS**  
**Class I\***

*Per share operating performance.*

*For a capital share outstanding throughout each period.*

	For the Six Months Ended Nov. 30, 2018 (Unaudited)	For the Year Ended May 31, 2018	For the Year Ended May 31, 2017	For the Year Ended May 31, 2016	For the Period December 1, 2014 through May 31, 2015**	For the Year Ended November 30, 2014
<b>Net asset value, beginning of period</b>	\$ 27.53	\$ 23.24	\$ 20.14	\$ 20.72	\$ 19.90	\$ 17.69
<b>Income from Investment Operations:</b>						
Net investment income (loss) <sup>7</sup>	(0.10)	(0.10)	0.01	(0.02)	(0.02)	(0.02)
Net realized and unrealized gain (loss) on investments	(1.10)	4.39	3.09	(0.56)	0.84	2.23
Total from investment operations	(1.20)	4.29	3.10	(0.58)	0.82	2.21
<b>Net asset value, end of period</b>	\$ 26.33	\$ 27.53	\$ 23.24	\$ 20.14	\$ 20.72	\$ 19.90
<b>Total return<sup>2</sup></b>	(4.36)% <sup>3</sup>	18.46 %	15.39 %	(2.80)%	4.12 %	12.49 %
<b>Ratios and Supplemental Data:</b>						
Net assets, end of period (in thousands)	\$ 17,570	\$ 12,434	\$ 13,561	\$ 14,172	\$ 16,361	\$ 16,206
Ratio of expenses to average net assets:						
Before fees waived/recovered <sup>6</sup>	1.05 % <sup>4</sup>	0.72 %	1.26 %	1.22 %	1.15 %	1.09 %
After fees waived/recovered <sup>6</sup>	1.05 % <sup>4</sup>	0.88 %	1.17 %	1.17 %	1.15 %	1.09 %
Ratio of net investment income (loss) to average net assets:						
Before fees waived/recovered <sup>6,7</sup>	(0.73)% <sup>4</sup>	(0.22)%	(0.06)%	(0.13)%	(0.19)%	(0.10)%
After fees waived/recovered <sup>6,7</sup>	(0.73)% <sup>4</sup>	(0.38)%	3.00 %	(0.08)%	(0.19)%	(0.10)%
Portfolio turnover rate	4 % <sup>3</sup>	117 %	17 %	23 %	11 %	29 %

\* Financial information from December 1, 2011 through October 17, 2014 is for the Pioneer Oak Ridge Large Cap Growth Fund, which was reorganized into the Oak Ridge Large Cap Growth Fund as of the close of business October 17, 2014.

\*\* Fiscal year changed to May 31, effective December 1, 2014.

<sup>1</sup> Based on average shares outstanding for the period.

<sup>2</sup> Total returns would have been lower had expenses not been waived or absorbed by the Adviser. Returns shown do not reflect the deduction of taxes that a shareholder would pay on Fund distributions or the redemption of Fund shares.

<sup>3</sup> Not annualized.

<sup>4</sup> Annualized.

<sup>5</sup> Effective September 30, 2015, the Class Y shares were re-designated as Class I shares.

<sup>6</sup> Does not include expenses of the investment companies in which the Fund invests.

<sup>7</sup> Recognition of net investment income by the Fund is affected by the timing of the declaration of dividends by the underlying investment companies in which the Fund invests. The ratio does not include net investment income of the investment companies in which the Fund invests.

<sup>8</sup> The Advisor does not receive management fees for Fund assets invested in other series of the Trust advised by the Advisor (affiliated investments).

**North Square Oak Ridge Dividend Growth Fund**  
**FINANCIAL HIGHLIGHTS**  
**Class A**

*Per share operating performance.*

*For a capital share outstanding throughout each period.*

	For the Six Months Ended Nov. 30, 2018 (Unaudited)	For the Year Ended May 31, 2018	For the Year Ended May 31, 2017	For the Year Ended May 31, 2016	For the Year Ended May 31, 2015	For the Period June 28, 2013* through May 31, 2014
<b>Net asset value, beginning of period</b>	\$ 15.54	\$ 13.59	\$ 12.00	\$ 12.75	\$ 11.59	\$ 10.00
<b>Income from Investment Operations:</b>						
Net investment income <sup>1</sup>	0.10	0.20	0.18	0.17	0.14	0.12
Net realized and unrealized gain (loss)	0.66	1.92	1.71	(0.57)	1.17	1.55
Total from investment operations	0.76	2.12	1.89	(0.40)	1.31	1.67
<b>Less Distributions:</b>						
From net investment income	(0.08)	(0.16)	(0.16)	(0.17)	(0.14)	(0.08)
From net realized gain	—	(0.01)	(0.14)	(0.18)	(0.01)	—
Total distributions	(0.08)	(0.17)	(0.30)	(0.35)	(0.15)	(0.08)
<b>Net asset value, end of period</b>	\$ 16.22	\$ 15.54	\$ 13.59	\$ 12.00	\$ 12.75	\$ 11.59
<b>Total return<sup>2</sup></b>	4.88 % <sup>3</sup>	15.64 %	15.91%	(3.09)%	11.38%	16.73% <sup>3</sup>
<b>Ratios and Supplemental Data:</b>						
Net assets, end of period (in thousands)	\$ 870	\$ 146	\$ 129	\$ 101	\$ 67	\$ 27
Ratio of expenses to average net assets:						
Before fees waived and expenses absorbed	2.59 % <sup>4</sup>	3.18 %	36.49	42.68	51.52	69.20 <sup>4</sup>
After fees waived and expenses absorbed	1.25 % <sup>4</sup>	1.25 %	1.25	1.25	1.25	1.25 <sup>4</sup>
Ratio of net investment income (loss) to average net assets:						
Before fees waived and expenses absorbed	(0.10)% <sup>4</sup>	(0.58)%	(33.82)	(39.98)	(49.16)	(66.75 <sup>4</sup>
After fees waived and expenses absorbed	1.24 % <sup>4</sup>	1.35 %	142.00%	145.00 %	111.00%	120.00% <sup>4</sup>
Portfolio turnover rate	9 % <sup>3</sup>	30 %	2,200%	1,100 %	1,800%	700% <sup>3</sup>

\* Commencement of operations.

<sup>1</sup> Based on average shares outstanding for the period.

<sup>2</sup> Total returns would have been lower had expenses not been waived or absorbed by the Adviser. Returns shown do not include payment of a sales load of 5.75% of offering price, which is reduced on sales of \$50,000 or more. Returns shown do not include payment of a Contingent Deferred Sales Charge ("CDSC") of 1% on certain redemptions made within 12 months of the date of purchase. If the sales load and CDSC were included, total return would be lower. These returns include Rule 12b-1 fees of up to 0.25% and do not reflect the deduction of taxes that a shareholder would pay on Fund distributions or the redemption of Fund shares.

<sup>3</sup> Not annualized.

<sup>4</sup> Annualized.

**North Square Oak Ridge Dividend Growth Fund**  
**FINANCIAL HIGHLIGHTS**  
**Class I**

*Per share operating performance.*

*For a capital share outstanding throughout each period.*

	For the Six Months Ended Nov. 30, 2018 (Unaudited)	For the Year Ended May 31, 2018	For the Year Ended May 31, 2017	For the Year Ended May 31, 2016	For the Year Ended May 31, 2015	For the Period June 28, 2013* through May 31, 2014
<b>Net asset value, beginning of period</b>	\$ 15.65	\$ 13.69	\$ 12.08	\$ 12.84	\$ 11.66	\$ 10.00
<b>Income from Investment Operations:</b>						
Net investment income <sup>1</sup>	0.12	0.24	0.21	0.20	0.17	0.15
Net realized and unrealized gain (loss) on investments	0.66	1.93	1.73	(0.58)	1.19	1.64
Total from investment operations	0.78	2.17	1.94	(0.38)	1.36	1.79
<b>Less Distributions:</b>						
From net investment income	(0.10)	(0.20)	(0.19)	(0.20)	(0.17)	(0.13)
From net realized gain	—	(0.01)	(0.14)	(0.18)	(0.01)	—
Total distributions	(0.10)	(0.21)	(0.33)	(0.38)	(0.18)	(0.13)
<b>Net asset value, end of period</b>	\$ 16.33	\$ 15.65	\$ 13.69	\$ 12.08	\$ 12.84	\$ 11.66
<b>Total return<sup>2</sup></b>	4.96% <sup>3</sup>	15.89 %	16.25 %	(2.92)%	11.75 %	17.94 % <sup>3</sup>
<b>Ratios and Supplemental Data:</b>						
Net assets, end of period (in thousands)	\$ 12,209	\$ 10,036	\$ 372	\$ 320	\$ 329	\$ 295
Ratio of expenses to average net assets:						
Before fees waived and expenses absorbed	2.34% <sup>4</sup>	2.93 %	36.24 %	42.43 %	51.27 %	68.95 % <sup>4</sup>
After fees waived and expenses absorbed	1.00% <sup>4</sup>	1.00 %	1.00 %	1.00 %	1.00 %	1.00 % <sup>4</sup>
Ratio of net investment income (loss) to average net assets:						
Before fees waived and expenses absorbed	0.15% <sup>4</sup>	(0.33)%	(33.57)%	(39.73)%	(48.91)%	(66.50)% <sup>4</sup>
After fees waived and expenses absorbed	1.49% <sup>4</sup>	1.60 %	1.67 %	1.70 %	1.36 %	1.45 % <sup>4</sup>
Portfolio turnover rate	9% <sup>3</sup>	30 %	22 %	11 %	18 %	7 % <sup>3</sup>

\* Commencement of operations.

<sup>1</sup> Based on average shares outstanding for the period.

<sup>2</sup> Total returns would have been lower had expenses not been waived or absorbed by the Adviser. Returns shown do not reflect the deduction of taxes that a shareholder would pay on Fund distributions or the redemption of Fund shares.

<sup>3</sup> Not annualized.

<sup>4</sup> Annualized.

## APPENDIX A – WAIVERS AND DISCOUNTS AVAILABLE FROM INTERMEDIARIES

The availability of certain sales charge waivers and discounts will depend on whether you purchase your shares directly from a Fund or through a financial intermediary. Intermediaries may have different policies and procedures regarding the availability of front-end sales load waivers or contingent deferred sales load (“CDSC”) waivers, which are discussed below. In all instances, it is the purchaser’s responsibility to notify the Funds or the purchaser’s financial intermediary at the time of purchase of any relationship or other facts qualifying the purchaser for sales charge waivers or discounts. **For waivers and discounts not available through a particular intermediary, shareholders will have to purchase Fund shares directly from a Fund or through another intermediary to receive these waivers or discounts.**

### Merrill Lynch

Effective April 10, 2017, shareholders purchasing Fund shares through a Merrill Lynch platform or account will be eligible only for the following load waivers (front-end sales charge waivers and contingent deferred, or back-end, sales charge waivers) and discounts, which may differ from those disclosed elsewhere in the Funds’ Prospectus or SAI.

#### **Front-end Sales Load Waivers on Class A Shares available at Merrill Lynch**

- Employer-sponsored retirement, deferred compensation and employee benefit plans (including health savings accounts) and trusts used to fund those plans, provided that the plan is a group plan (more than one participant), the shares are not held in a commission-based brokerage account and shares are held in the name of the plan through an omnibus account.
- Shares purchased by or through a 529 Plan.
- Shares purchased through a Merrill Lynch affiliated investment advisory program.
- Shares purchased by third party investment advisers on behalf of their advisory clients through Merrill Lynch’s platform.
- Shares of a Fund purchased through the Merrill Edge Self-Directed platform (if applicable).
- Shares purchased through reinvestment of capital gains distributions and dividend reinvestment when purchasing shares of the same Fund (but not any other Fund within the Fund family).
- Shares exchanged from Class C (i.e. level-load) shares of the same Fund in the month of or following the 10-year anniversary of the purchase date.
- Employees and registered representatives of Merrill Lynch or its affiliates and their family members.
- Directors or Trustees of the Funds, and employees of the Funds’ investment adviser or any of its affiliates, as described in this Prospectus.
- Shares purchased from the proceeds of redemptions within the same Fund family, provided (1) the repurchase occurs within 90 days following the redemption, (2) the redemption and purchase occur in the same account, and (3) redeemed shares were subject to a front-end or deferred sales load (known as Rights of Reinstatement).

#### **CDSC Waivers on Class A and C Shares Available at Merrill Lynch**

- Death or disability of the shareholder.
- Shares sold as part of a systematic withdrawal plan as described in the Funds’ Prospectus.
- Return of excess contributions from an IRA Account.
- Shares sold as a part of a required minimum distribution for IRA and retirement accounts due to the shareholder reaching age 70 ½.
- Shares sold to pay Merrill Lynch fees but only if the transaction is initiated by Merrill Lynch.
- Shares acquired through a right of reinstatement.
- Shares held in retirement brokerage accounts that are exchanged for a lower cost share class due to transfer to a fee based account or platform (applicable to Class A and C shares only).

**Front-end Load Discounts Available at Merrill Lynch: Breakpoints, Rights of Accumulation & Letters of Intent**

- Breakpoints as described in this Prospectus.
- Rights of Accumulation (ROA) which entitle shareholders to breakpoint discounts will be automatically calculated based on the aggregated holding of Fund family assets held by accounts within the purchaser's household at Merrill Lynch. Eligible Fund family assets not held at Merrill Lynch may be included in the ROA calculation only if the shareholder notifies his or her financial advisor about such assets.
- Letters of Intent (LOI) which allow for breakpoint discounts based on anticipated purchases within a Fund family, through Merrill Lynch, over a 13-month period of time (if applicable).

**Morgan Stanley**

Effective July 1, 2018, shareholders purchasing Fund shares through a Morgan Stanley Wealth Management transactional brokerage account will be eligible only for the following front-end sales charge waivers with respect to Class A shares, which may differ from and may be more limited than those disclosed elsewhere in this Funds' Prospectus or SAI.

**Front-end Sales Charge Waivers on Class A Shares available at Morgan Stanley Wealth Management**

- Employer-sponsored retirement plans (e.g., 401(k) plans, 457 plans, employer-sponsored 403(b) plans, profit sharing and money purchase plans and defined benefit plans). For purposes of this provision, employer-sponsored retirement plans do not include SEP IRAs, Simple IRAs, SAR-SEPs or Keogh plans
- Morgan Stanley employee and employee-related accounts according to Morgan Stanley's account linking rules
- Shares purchased through reinvestment of dividends and capital gains distributions when purchasing shares of the same fund
- Shares purchased through a Morgan Stanley self-directed brokerage account
- Class C (i.e., level-load) shares that are no longer subject to a contingent deferred sales charge and are converted to Class A shares of the same fund pursuant to Morgan Stanley Wealth Management's share class conversion program
- Shares purchased from the proceeds of redemptions within the same fund family, provided (i) the repurchase occurs within 90 days following the redemption, (ii) the redemption and purchase occur in the same account, and (iii) redeemed shares were subject to a front-end or deferred sales charge

**Raymond James**

Effective March 1, 2019, shareholders purchasing fund shares through a Raymond James platform or account will be eligible only for the following load waivers (front-end sales charge waivers and contingent deferred, or back-end, sales charge waivers) and discounts, which may differ from those disclosed elsewhere in this fund's prospectus or SAI.

**Front-end sales load waivers on Class A shares available at Raymond James**

- Shares purchased in an investment advisory program.
- Shares purchased through reinvestment of capital gains distributions and dividend reinvestment when purchasing shares of the same fund (but not any other fund within the fund family).
- Employees and registered representatives of Raymond James or its affiliates and their family members as designated by Raymond James.
- Shares purchased from the proceeds of redemptions within the same fund family, provided (1) the repurchase occurs within 90 days following the redemption, (2) the redemption and purchase occur in the same account, and (3) redeemed shares were subject to a front-end or deferred sales load (known as Rights of Reinstatement).
- A shareholder in the Fund's Class C shares will have their shares converted at net asset value to Class A shares (or the appropriate share class) of the Fund if the shares are no longer subject to a CDSC and the conversion is in line with the policies and procedures of Raymond James.

**CDSC Waivers on Class A, B, and C shares available at Raymond James**

- Death or disability of the shareholder.
- Shares sold as part of a systematic withdrawal plan as described in the fund’s prospectus.
- Return of excess contributions from an IRA Account.
- Shares sold as part of a required minimum distribution for IRA and retirement accounts due to the shareholder reaching age 70½ as described in the fund’s prospectus.
- Shares sold to pay Raymond James fees but only if the transaction is initiated by Raymond James.
- Shares acquired through a right of reinstatement.

**Front-end load discounts available at Raymond James: breakpoints, and/or rights of accumulation**

- Breakpoints as described in this prospectus.
- Rights of accumulation which entitle shareholders to breakpoint discounts will be automatically calculated based on the aggregated holding of fund family assets held by accounts within the purchaser’s household at Raymond James. Eligible fund family assets not held at Raymond James may be included in the rights of accumulation calculation only if the shareholder notifies his or her financial advisor about such assets.

\*\*\*\*\*

**Waiver of Initial Sales Charge on Purchases of Class A Shares by Certain Financial Institutions:**

No initial sales charge is imposed on purchases of Class A shares by the following financial institutions that (i) are compensated by clients on a fee-only basis, or (ii) have entered into an agreement with the Funds to offer Class A shares through no-load network or platforms as described in “Net Asset Value Purchases” beginning on page 70 of this Prospectus:

North Square Oak Ridge Small Cap Growth Fund:

North Square International Small Cap Fund

- Charles Schwab & Co
- National Financial Services Corporation
- TD Ameritrade Clearing, Inc
- UBS Financial Services, Inc.



North Square Multi Strategy Fund

American United Life Insurance Co  
Ascensus Trust Co/ Ascensus Fin Serv LLC  
Charles Schwab & Co  
Commonwealth Financial Network  
Edward D Jones & Co  
First Command Financial Planning, Inc.  
Gwn Securities Inc  
Hartford Life Insurance Co  
Lpl Financial Corporation  
M Holdings Securities, Inc.  
Matrix Trust Company/ Mscs Financial  
Merrill Lynch, Pierce, Fenner, & Smith  
MML Distributors LLC  
MML Investors Services, LLC  
Morgan Stanley Smith Barney  
MSI Financial Services Inc  
Mutual Of Omaha Investor Services  
National Financial Services Corporation  
Nationwide Investment Services Corporation  
Next Financial Group Inc  
Raymond James & Associates Inc  
Sagepoint Financial Inc  
Signator Financial Services, Inc.  
Silver Oak Securities Inc  
UBS Financial Services, Inc.  
Wells Fargo Clearing Services LLC

North Square Oak Ridge Dividend Growth Fund

Pershing LLC

***Investment Adviser***

North Square Investments, LLC  
10 South LaSalle Street  
Chicago, Illinois 60603

***Investment Sub-Adviser***

Oak Ridge Investments, LLC  
10 South LaSalle Street  
Chicago, Illinois 60603

***Investment Sub-Adviser***

Algert Global LLC  
One Maritime Plaza, Suite 1525  
San Francisco, California 94111

***Fund Administrator, Transfer Agent and Fund Accountant***

U.S. Bank Global Fund Services  
P.O. Box 701  
Milwaukee, Wisconsin 53201-0701  
1-855-551-5521

***Custodian***

U.S. Bank N.A.  
1555 N. River Center Drive, Suite 302  
Milwaukee, Wisconsin 53212

***Distributor***

Compass Distributors, LLC  
Three Canal Plaza, Suite 100  
Portland, Maine 04101  
*www.foreside.com*

***Counsel to the Trust***

Goodwin Procter LLP  
901 New York Avenue, NW  
Washington, District of Columbia 20001

***Independent Registered Public Accounting Firm***

Tait, Weller & Baker LLP  
1818 Market Street, Suite 2400  
Philadelphia, Pennsylvania 19103

## North Square Funds

### FOR MORE INFORMATION

#### Statement of Additional Information (SAI)

The SAI provides additional details about the investments and techniques of the Funds and certain other additional information. A current SAI is on file with the SEC and is incorporated into this Prospectus by reference. This means that the SAI is legally considered a part of this Prospectus even though it is not physically within this Prospectus.

#### Shareholder Reports

Additional information about each Fund's investments is available in the Fund's annual and semi-annual reports to shareholders. In each Fund's annual report, you will find a discussion of the market conditions and investment strategies that significantly affected the Fund's performance during its most recent fiscal year.

The Fund's SAI is available and annual and semi-annual reports are available, free of charge, on the Funds' website at [www.northsquareinvest.com](http://www.northsquareinvest.com). You can also obtain a free copy of the Funds' SAI or annual and semi-annual reports, request other information, or inquire about a Fund by contacting a broker that sells shares of the Funds or by calling the Funds (toll-free) at 1-855-551-5521 or by writing to:

**North Square Funds**  
c/o U.S. Bank Global Fund Services  
P.O. Box 701  
Milwaukee, Wisconsin 53201-0701

Information about the Funds (including the SAI) can be reviewed and copied at the Public Reference Room of the SEC in Washington, DC. You can obtain information on the operation of the Public Reference Room by calling the SEC at 1-202-551-8090. Reports and other information about the Funds are also available:

- Free of charge on the SEC's EDGAR Database on the SEC's Internet site at <http://www.sec.gov>;
- For a duplication fee, by electronic request at the following e-mail address: [publicinfo@sec.gov](mailto:publicinfo@sec.gov); or
- For a duplication fee, by writing to the SEC's Public Reference Section, Washington, DC 20549-1520.

(Investment Company Act file no. 811-23373.)