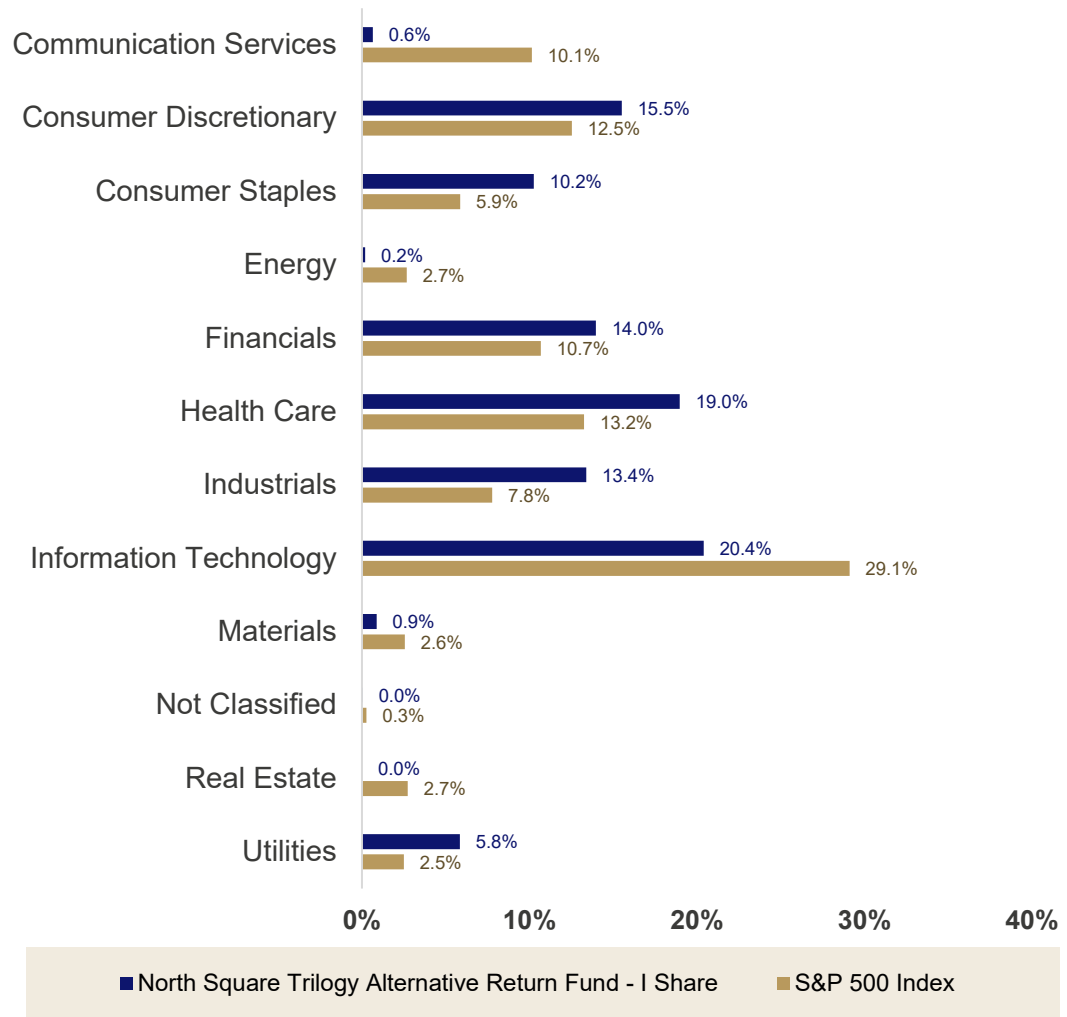


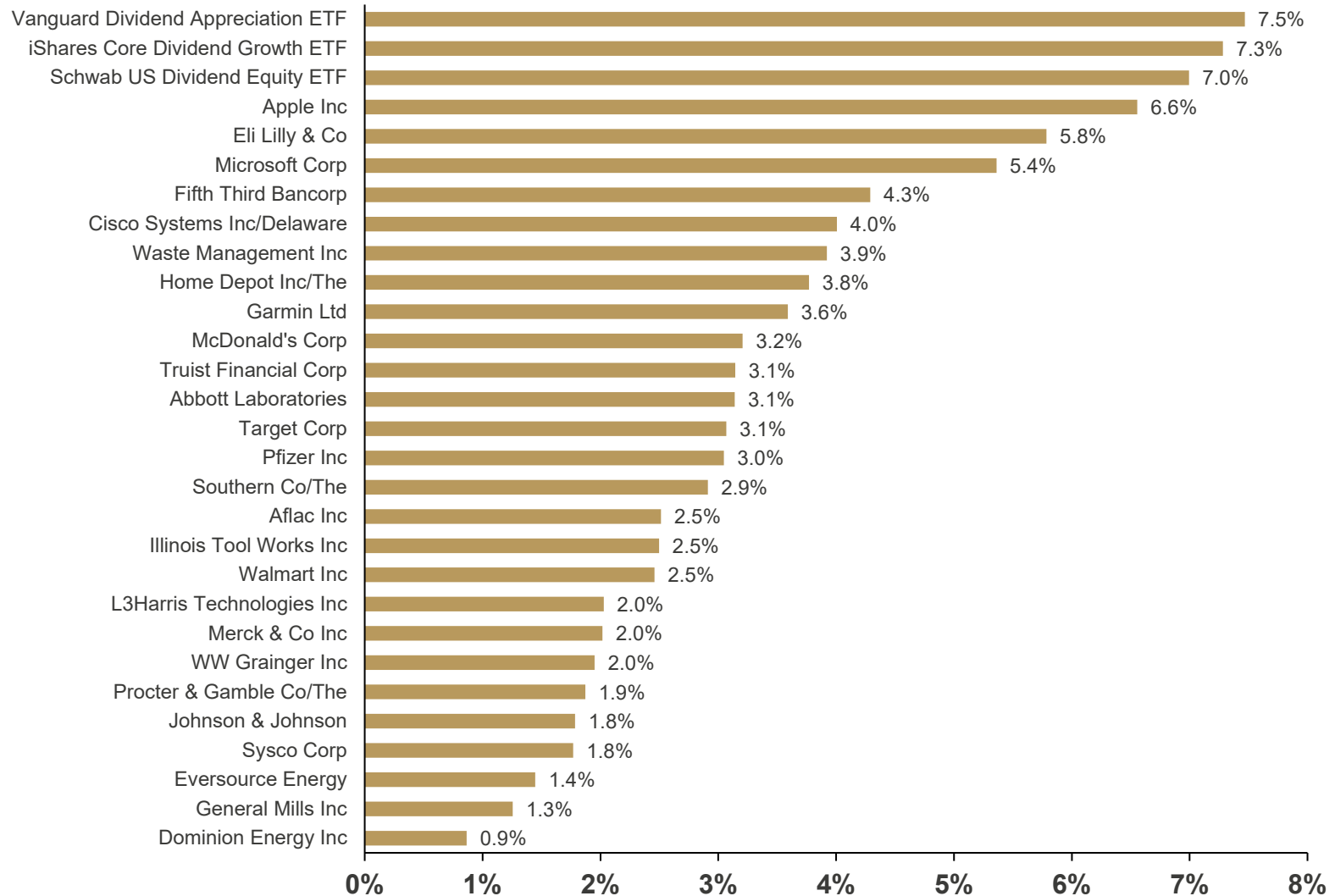
# Sector Exposure as of 12/31/2021

- **Breakdown of the sector exposure of Trilog versus the S&P 500 Index**
- Trilog is overweight in Consumer Staples, Financials, Health Care, Industrials, and Utilities compared to the S&P 500 Index as these sectors typically carry higher dividend yields.
- Equity Holdings = 29  
 Average Beta = 0.97  
 Average Market Cap = \$327B  
 Weighted Dividend Yield = 2.06%





# Equity Weights as of 12/31/2021



Equity weights total 100%. The weight of each security shown on the page is calculated as follows: (Market value of holding) / (Total market value of equity).

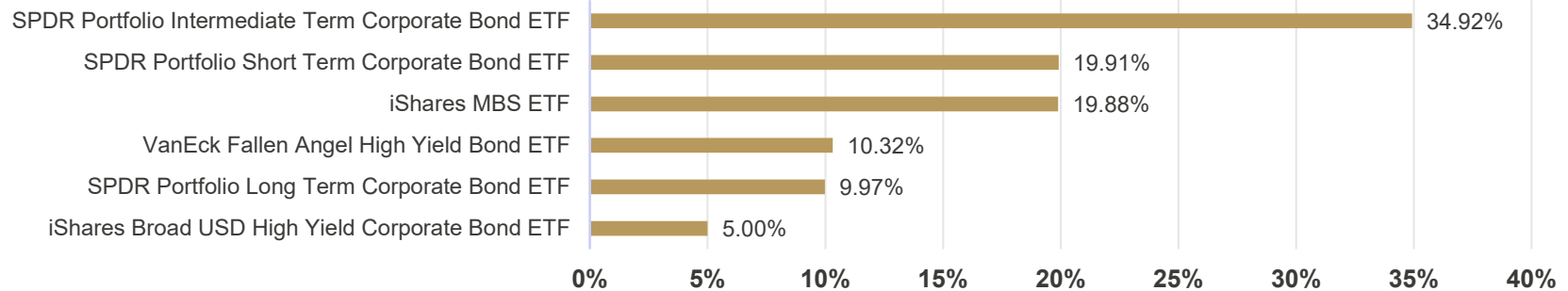
Fund holdings and sector allocations are subject to change and should not be considered a recommendation to buy or sell any securities.

iShares® is a registered trademark of BlackRock, Inc. or its subsidiaries ("BlackRock"). Neither BlackRock nor the iShares® Funds make any representations regarding the advisability of investing in the North Square Trilogi Alternative Return Fund.

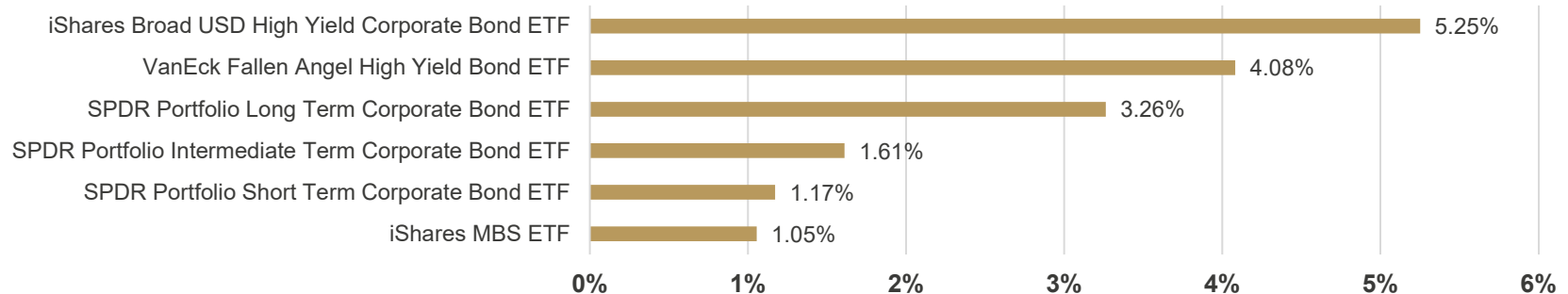
# Fixed Income Holdings as of 12/31/2021

## Breakdown of Trilogy's Fixed Income weights and 12-month dividend yield

### Weight of Fixed Income



### 12-Month Dividend Yield (Net)



**Maturity = 10.74 years; Quality = A3/BBB+; Duration = 5.52 years; Weighted Yield = 2.29%**

Fixed Income weights total 100%. The weight of each security shown on the page is calculated as follows: (Market value of ETF) / (Total market value of fixed income).

Fund holdings and sector allocations are subject to change and should not be considered a recommendation to buy or sell any securities.

Performance data quoted represents past performance, which is no guarantee of future results. Investment return and principal value of an investment will fluctuate so that an investor's shares, when redeemed, may be worth more or less than their original cost.

iShares® is a registered trademark of BlackRock, Inc. or its subsidiaries ("BlackRock"). Neither BlackRock nor the iShares® Funds make any representations regarding the advisability of investing in the North Square Trilogies Alternative Return Fund.

# Disclosures

---

Call 855-551-5521 or visit [northsquareinvest.com](http://northsquareinvest.com) for the most recent month-end performance results. Fund facts are as of 12/31/21 unless otherwise stated. Current performance may be lower or higher than the performance data quoted. The performance data quoted represents past performance, which is no guarantee of future results. Investment return and principal value of an investment will fluctuate so that an investor's shares, when redeemed, may be worth more or less than their original cost.

Risk is inherent in all investing including an investment in the Fund. An investment in the Fund involves risk, including, the following principal risks, among others: Management and Strategy Risk, ETF and Mutual Funds Risk, Derivatives Risk, Fixed Income Securities Risk, Equity Risk, Market Risk, Currency Risk, Foreign Investment Risk and High Yield ("Junk") Bond Risk. Before you decide whether to invest in the Fund, carefully consider these risks associated with investing in the Fund, which may cause investors to lose money. There can be no assurance that the Fund will achieve its investment objective. An investment in the Fund is not a deposit of the bank and is not insured or guaranteed by the Federal Deposit Insurance Corporation or any other government agency. More information about these risks and other risks can be found in the Funds' prospectus.

Investments in debt securities typically decrease in value when interest rates rise. This risk is usually greater for longer term debt securities. Diversification does not assure a profit or protect against loss in a declining market.

